

NOTES

THIS DRAWING IS THE EXCLUSIVE PROPERTY OF 2PKM ARCHITECTS, 3-4-49 O LOBO COMPOUND, KADRI KAMBLA CROSS NEW ROAD, MANGALORE 575004 AND SHALL NOT BE REPRODUCED OR USED ON ANY SITE OTHER THAN THE ONE SPECIFIED FOR WITHOUT PRIOR PERMISSION AND MUST NOT BE RETAINED, COPIED, USED WITHOUT AUTHORITY.

DO NOT SCALE THE DRAWING. FOLLOW ONLY WRITTEN DIMENSIONS.

DISCREPANCY OF ANY NATURE SHALL BE BROUGHT TO THE ARCHITECTS' NOTICE AND WORKS HAVE TO BE EXECUTED ONLY AS PER NECESSARY CLARIFICATIONS HAVE BEEN MADE BY THE ARCHITECTS OR BY ENGINEERS APPROVED FOR SUCH SPECIFIC TASKS BY THE ARCHITECTS.

THIS DRAWING SHOULD BE READ IN CONJUNCTION WITH OTHER RELEVANT ARCHITECTURAL, STRUCTURAL, MECHANICAL, AND ELECTRICAL DRAWINGS AND ALL RELEVANT SECTIONS OF THE SPECIFICATION.

ALL DIMENSIONS ARE IN METRES, UNLESS OTHERWISE MENTIONED. ALL LEVEL NOTATIONS AND DIMENSIONS IN METRES, UNLESS OTHERWISE MENTIONED.

INFORMATION

ISSUE	REV	DESCRIPTION	DATE

Architects

2PKM ARCHITECTS
 3-4-49 O LOBO COMPOUND
 KADRI KAMBLA CROSS NEW ROAD
 MANGALORE 575004 INDIA
 2pkm.architects@gmail.com +91 824 4279154, 9164019600

Project: **15172 - SPY**

Client: **MANGALURU SMART CITY LTD.**

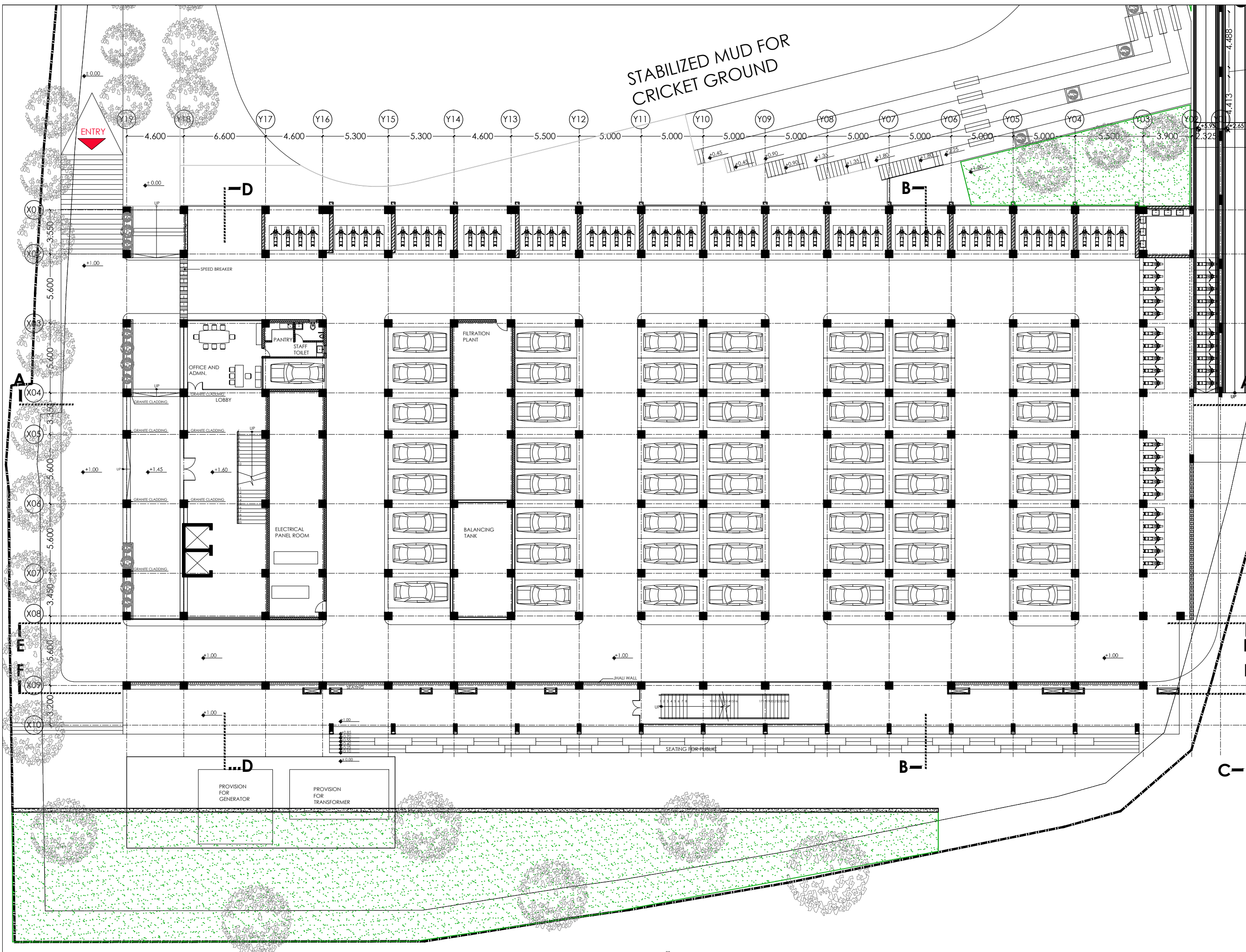
Project: **PROPOSED SWIMMING POOL COMPLEX AT YEMMEKERE, MANGALORE**

Drawing Title: **SITE PLAN**

Scale: 1:500

Drawn: ANUSHA	Checked: THILAK RAJ	Reviewed: NELSON	Date: 20.11.2018
Drawing Number: 15172-SPY-P-SP-1000	North		

Drawing Reference: 15172-SPY/P/SP-1000 DWG



STABILIZED MUD FOR CRICKET GROUND

NOTES
 THIS DRAWING IS THE EXCLUSIVE PROPERTY OF 2PKM ARCHITECTS, 3-4-449 O LOBO COMPOUND, KADRI KAMBLA CROSS NEW ROAD, MANGALORE 575004 AND SHALL NOT BE REPRODUCED OR USED ON THE SITE OTHER THAN THE ONE SPECIFIED FOR WITHOUT PRIOR PERMISSION AND MUST NOT BE RETAINED, COPIED, USED WITHOUT AUTHORITY.
 DO NOT SCALE THE DRAWING. FOLLOW ONLY WRITTEN DIMENSIONS.
 DISCREPANCY OF ANY NATURE SHALL BE BROUGHT TO THE ARCHITECTS' NOTICE AND WORKS HAVE TO BE EXECUTED ONLY AFTER NECESSARY CLARIFICATIONS HAVE BEEN MADE BY THE ARCHITECTS OR, BY ENGINEERS APPROVED FOR SUCH SPECIFIC TASKS BY THE ARCHITECTS.
 THIS DRAWING SHOULD BE READ IN CONJUNCTION WITH OTHER RELEVANT ARCHITECTURAL, STRUCTURAL, MECHANICAL AND ELECTRICAL DRAWINGS AND ALL RELEVANT SECTIONS OF THE SPECIFICATION.
 ALL DIMENSIONS ARE IN METRES, UNLESS OTHERWISE MENTIONED. ALL LEVEL NOTATIONS AND DIMENSIONS IN METRES, UNLESS OTHERWISE MENTIONED.

INFORMATION

ISSUE	REV	DESCRIPTION	DATE

Architects

2PKM ARCHITECTS 3-4-449 O LOBO COMPOUND KADRI KAMBLA CROSS NEW ROAD MANGALORE 575004 INDIA 2pkm.architects@gmail.com +91 824 4279154, 9164019600	
Project	15172 - SPY
Client	MANGALURU SMART CITY LTD.
Project	PROPOSED SWIMMING POOL COMPLEX AT YEMMEKERE, MANGALORE
Drawing Title	GROUND FLOOR PLAN
Scale	1:200
Drawn	ANUSHA
Checked	THILAK RAJ
Reviewed	NELSON
Date	05.08.2016
Drawing Number	15172-SPY-P-GF-1001
Drawing Reference	15172-SPY/P/P-1001.Dwg

Architects

2PKM ARCHITECTS
 3-4-449 O LOBO COMPOUND
 KADRI KAMBLA CROSS NEW ROAD
 MANGALORE 575004 INDIA
 2pkm.architects@gmail.com +91 824 4279154, 9164019600

Project: 15172 - SPY

Client: MANGALURU SMART CITY LTD.

Project: PROPOSED SWIMMING POOL COMPLEX AT YEMMEKERE, MANGALORE

Drawing Title: GROUND FLOOR PLAN

Scale: 1:200

Drawn: ANUSHA
 Checked: THILAK RAJ
 Reviewed: NELSON
 Date: 05.08.2016

Drawing Number: 15172-SPY-P-GF-1001

Drawing Reference: 15172-SPY/P/P-1001.Dwg

NOTES

THIS DRAWING IS THE EXCLUSIVE PROPERTY OF 2PKM ARCHITECTS, 3-4-449, O LOBO COMPOUND, KADRI KAMBLA CROSS NEW ROAD, MANGALORE 575004 AND SHALL NOT BE REPRODUCED OR USED ON THE SITE OTHER THAN THE ONE SPECIFIED FOR WITHOUT PRIOR PERMISSION AND MUST NOT BE RETAINED, COPIED, USED WITHOUT AUTHORITY.

DO NOT SCALE THE DRAWING. FOLLOW ONLY WRITTEN DIMENSIONS.

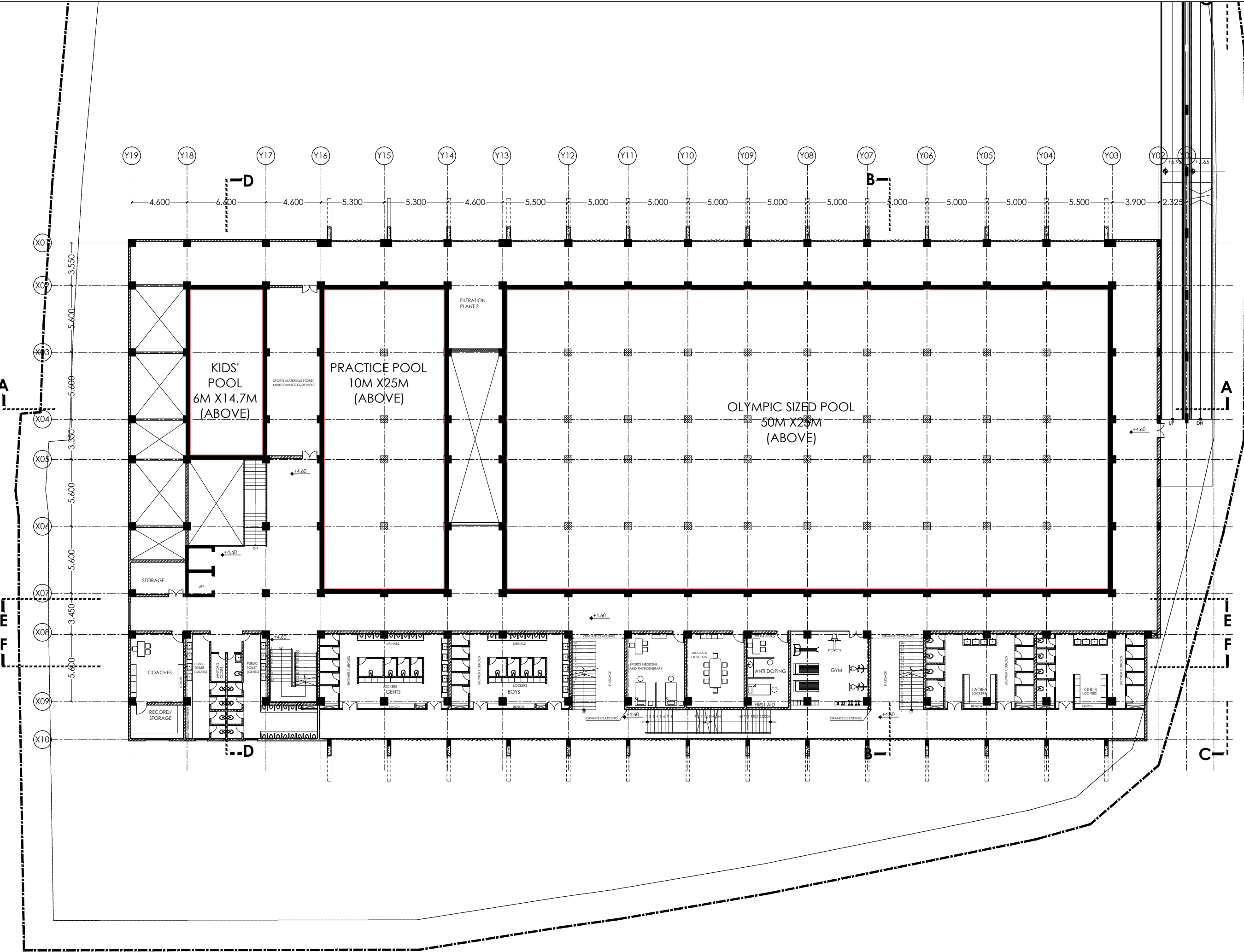
DISCREPANCY OF ANY NATURE SHALL BE BROUGHT TO THE ARCHITECT'S NOTICE AND WORKS HAVE TO BE EXECUTED ONLY AFTER NECESSARY CLARIFICATIONS HAVE BEEN MADE BY THE ARCHITECTS OR BY ENGINEERS APPROVED FOR SUCH SPECIFIC TASKS BY THE ARCHITECTS.

THIS DRAWING SHOULD BE READ IN CONJUNCTION WITH OTHER RELEVANT ARCHITECTURAL, STRUCTURAL, MECHANICAL AND ELECTRICAL DRAWINGS AND ALL RELEVANT SECTIONS OF THE SPECIFICATION.

ALL DIMENSIONS ARE IN METRES, UNLESS OTHERWISE MENTIONED. ALL LEVEL NOTATIONS AND DIMENSIONS IN METRES, UNLESS OTHERWISE MENTIONED.

INFORMATION

ISSUE	REV	DESCRIPTION	DATE



2PKM ARCHITECTS
 3-4-449 O LOBO COMPOUND
 KADRI KAMBLA CROSS NEW ROAD
 MANGALORE 575004 INDIA
 2pkm.architects@gmail.com +91 824 4279154, 9164019600

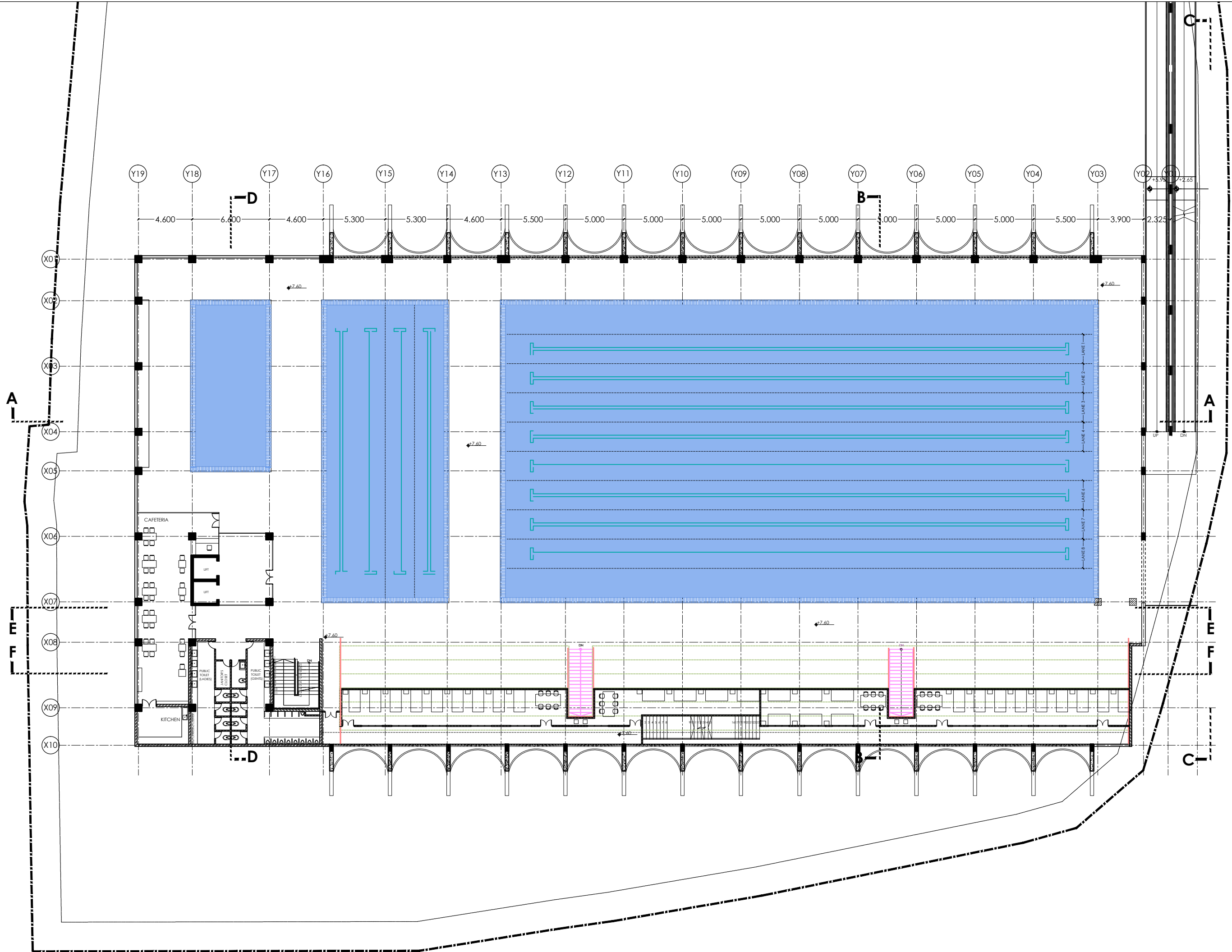
Project
15172 - SPY

Client
MANGALURU SMART CITY LTD.

Project
PROPOSED SWIMMING POOL COMPLEX AT YEMMEKERE, MANGALORE

Drawing Title
FIRST FLOOR PLAN

Scale	1:300	Page	30
Drawn	ANUSHA	Checked	THILAK RAJ
Reviewed	NELSON	Date	15.12.2019
Drawing Number	15172-SPY-P-FF-1002		
Drawing Reference	15172-SPY/P/P-1002.Dwg		



NOTES

THIS DRAWING IS THE EXCLUSIVE PROPERTY OF 2PKM ARCHITECTS. 3-4-449, O LOBO COMPOUND, KADRI KAMBLA CROSS NEW ROAD, MANGALORE 575004 AND SHALL NOT BE REPRODUCED OR USED ON THE SITE OTHER THAN THE ONE SPECIFIED FOR WITHOUT PRIOR PERMISSION AND MUST NOT BE RETAINED, COPIED, USED WITHOUT AUTHORITY.

DO NOT SCALE THE DRAWING. FOLLOW ONLY WRITTEN DIMENSIONS.

DISCREPANCY OF ANY NATURE SHALL BE BROUGHT TO THE ARCHITECT'S NOTICE AND WORKS HAVE TO BE EXECUTED ONLY AFTER NECESSARY CLARIFICATIONS HAVE BEEN MADE BY THE ARCHITECTS OR BY ENGINEERS APPROVED FOR SUCH SPECIFIC TASKS BY THE ARCHITECTS.

THIS DRAWING SHOULD BE READ IN CONJUNCTION WITH OTHER RELEVANT ARCHITECTURAL, STRUCTURAL, MECHANICAL AND ELECTRICAL DRAWINGS AND ALL RELEVANT SECTIONS OF THE SPECIFICATION.

ALL DIMENSIONS ARE IN METRES, UNLESS OTHERWISE MENTIONED. ALL LEVEL NOTATIONS AND DIMENSIONS IN METRES, UNLESS OTHERWISE MENTIONED.

INFORMATION

ISSUE	REV	DESCRIPTION	DATE

ISSUE	REV	DESCRIPTION	DATE



2PKM ARCHITECTS
 3-4-449 O LOBO COMPOUND
 KADRI KAMBLA CROSS NEW ROAD
 MANGALORE 575004 INDIA
 2pkm.architects@gmail.com +91 824 4279154, 9164019600

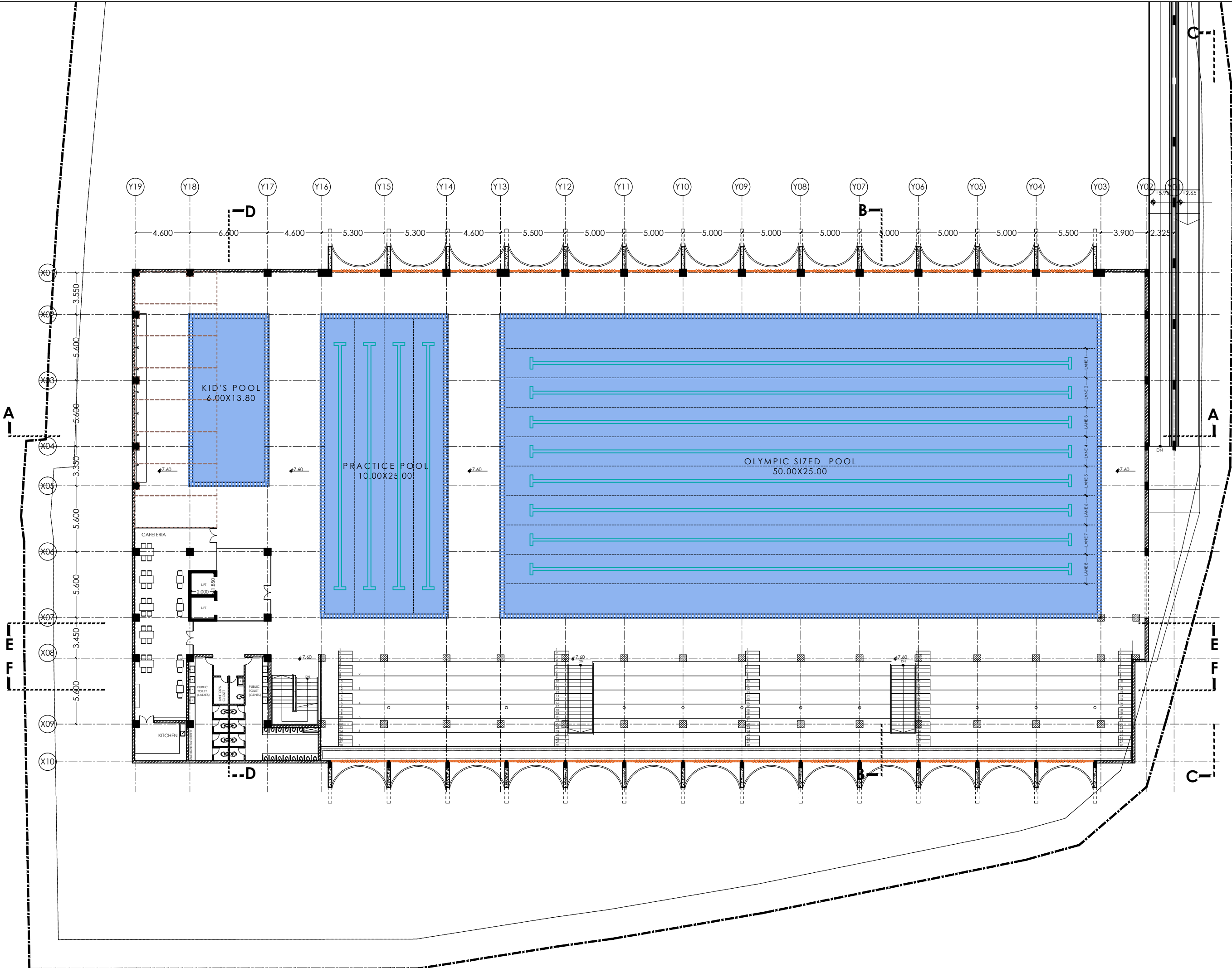
Project
15172 - SPY

Client
MANGALURU SMART CITY LTD.

Project
PROPOSED SWIMMING POOL COMPLEX AT YEMMEKERE, MANGALORE

Drawing Title
MEZZANINE FLOOR PLAN

Scale	1:300	Page	31
Drawn	ANUSHA	Checked	THILAK RAJ
Reviewed	NELSON	Date	15.12.2019
Drawing Number	15172-SPY-P-MF-1003		
Drawing Reference	15172-SPY/P/P-1003.Dwg		



NOTES

THIS DRAWING IS THE EXCLUSIVE PROPERTY OF 2PKM ARCHITECTS. 3-4-449, O LOBO COMPOUND, KADRI KAMBLA CROSS NEW ROAD, MANGALORE 575004 AND SHALL NOT BE REPRODUCED OR USED ON THE SITE OTHER THAN THE ONE SPECIFIED FOR WITHOUT PRIOR PERMISSION AND MUST NOT BE RETAINED, COPIED, USED WITHOUT AUTHORITY.

DO NOT SCALE THE DRAWING. FOLLOW ONLY WRITTEN DIMENSIONS.

DISCREPANCY OF ANY NATURE SHALL BE BROUGHT TO THE ARCHITECT'S NOTICE AND WORKS HAVE TO BE EXECUTED ONLY AFTER NECESSARY CLARIFICATIONS HAVE BEEN MADE BY THE ARCHITECTS OR BY ENGINEERS APPROVED FOR SUCH SPECIFIC TASKS BY THE ARCHITECTS.

THIS DRAWING SHOULD BE READ IN CONJUNCTION WITH OTHER RELEVANT ARCHITECTURAL, STRUCTURAL, MECHANICAL AND ELECTRICAL DRAWINGS AND ALL RELEVANT SECTIONS OF THE SPECIFICATION.

ALL DIMENSIONS ARE IN METRES, UNLESS OTHERWISE MENTIONED. ALL LEVEL NOTATIONS AND DIMENSIONS IN METRES, UNLESS OTHERWISE MENTIONED.

INFORMATION

ISSUE	REV	DESCRIPTION	DATE

ISSUE	REV	DESCRIPTION	DATE



2PKM ARCHITECTS
 3-4-449 O LOBO COMPOUND
 KADRI KAMBLA CROSS NEW ROAD
 MANGALORE 575004 INDIA
 2pkm.architects@gmail.com +91 824 4279154, 9164019600

Project
15172 - SPY

Client
MANGALURU SMART CITY LTD.

Project
PROPOSED SWIMMING POOL COMPLEX AT YEMMEKERE, MANGALORE

Drawing Title
SECOND FLOOR PLAN

Scale	1:300	Page	32
Drawn	ANUSHA	Checked	THILAK RAJ
Reviewed	NELSON	Date	15.12.2019
Drawing Number	15172-SPY-P-SF-1004		
Drawing Reference	15172-SPY/P/P-1004.Dwg		

NOTES

THIS DRAWING IS THE EXCLUSIVE PROPERTY OF 2PKM ARCHITECTS. 3-4-449, O LOBO COMPOUND, KADRI KAMBLA CROSS NEW ROAD, MANGALORE 575004 AND SHALL NOT BE REPRODUCED OR USED ON THE SITE OTHER THAN THE ONE SPECIFIED FOR WITHOUT PRIOR PERMISSION AND MUST NOT BE RETAINED, COPIED, USED WITHOUT AUTHORITY.

DO NOT SCALE THE DRAWING. FOLLOW ONLY WRITTEN DIMENSIONS.

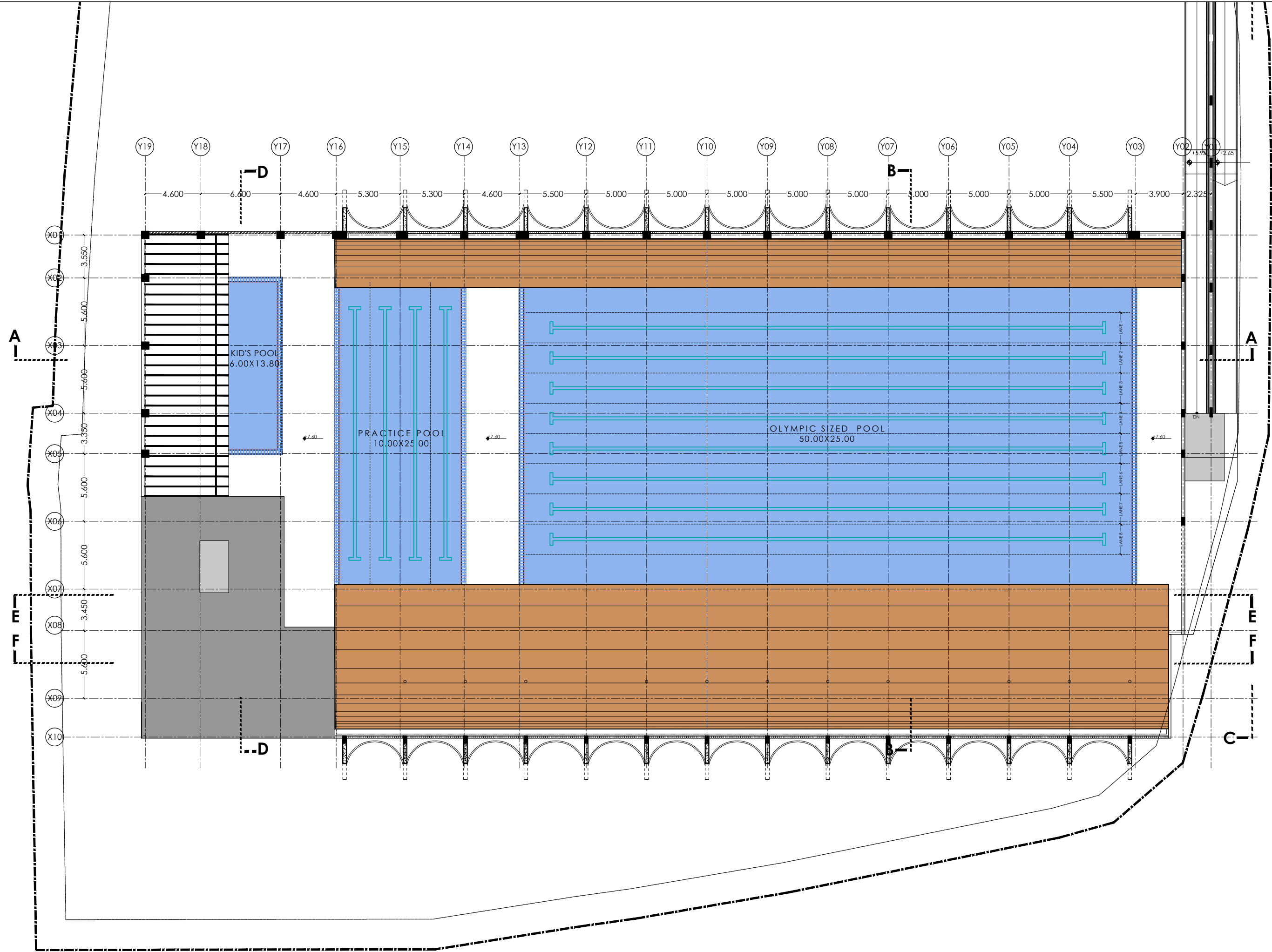
DISCREPANCY OF ANY NATURE SHALL BE BROUGHT TO THE ARCHITECT'S NOTICE AND WORKS HAVE TO BE EXECUTED ONLY AFTER NECESSARY CLARIFICATIONS HAVE BEEN MADE BY THE ARCHITECTS OR BY ENGINEERS APPROVED FOR SUCH SPECIFIC TASKS BY THE ARCHITECTS.

THIS DRAWING SHOULD BE READ IN CONJUNCTION WITH OTHER RELEVANT ARCHITECTURAL, STRUCTURAL, MECHANICAL AND ELECTRICAL DRAWINGS AND ALL RELEVANT SECTIONS OF THE SPECIFICATION.

ALL DIMENSIONS ARE IN METRES, UNLESS OTHERWISE MENTIONED. ALL LEVEL NOTATIONS AND DIMENSIONS IN METRES, UNLESS OTHERWISE MENTIONED.

INFORMATION

ISSUE	REV	DESCRIPTION	DATE



2PKM ARCHITECTS
 3-4-449 O LOBO COMPOUND
 KADRI KAMBLA CROSS NEW ROAD
 MANGALORE 575004 INDIA
 2pkm.architects@gmail.com +91 824 4279154, 9164019600

Project
15172 - SPY

Client
MANGALURU SMART CITY LTD.

Project
PROPOSED SWIMMING POOL COMPLEX AT YEMMEKERE, MANGALORE

Drawing Title
ROOF PLAN

Scale	1:300	Page	33
Drawn	ANSAL	Checked	ANUSHA
Reviewed		Date	15.12.2019
Drawing Number	15172-SPY-P-SF-1005		
Drawing Reference	15172-SPY/P/P-1005.Dwg		

NOTES

THIS DRAWING IS THE EXCLUSIVE PROPERTY OF 2PKM ARCHITECTS, 3-4-449, O LOBO COMPOUND, KADRI KAMBLA CROSS NEW ROAD, MANGALORE 575004 AND SHALL NOT BE REPRODUCED OR USED ON THE SITE OTHER THAN THE ONE SPECIFIED FOR WITHOUT PRIOR PERMISSION AND MUST NOT BE RETAINED, COPIED, USED WITHOUT AUTHORITY.

DO NOT SCALE THE DRAWING. FOLLOW ONLY WRITTEN DIMENSIONS.

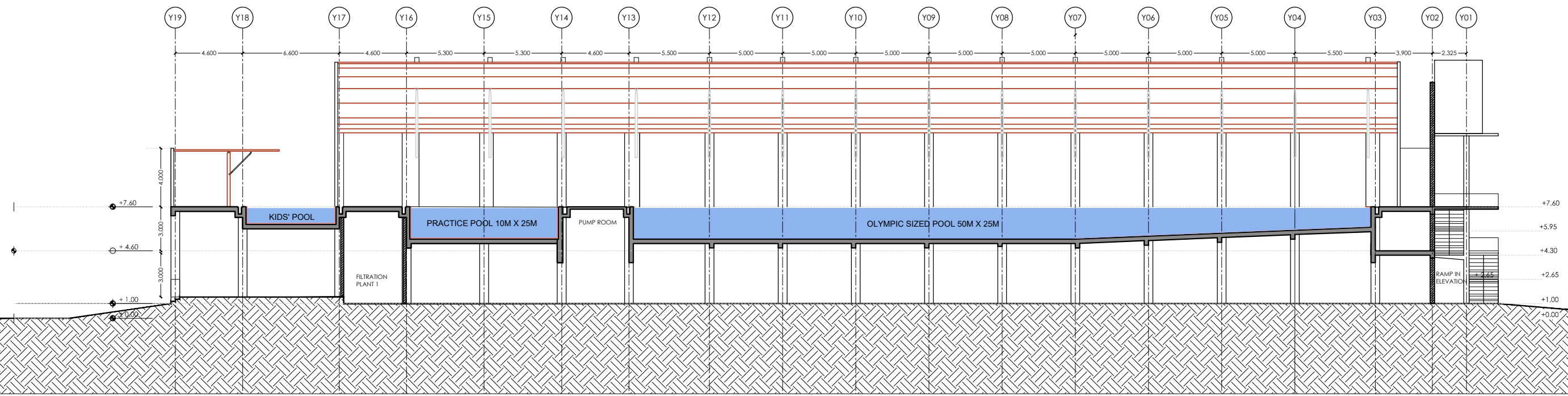
DISCREPANCY OF ANY NATURE SHALL BE BROUGHT TO THE ARCHITECTS' NOTICE AND WORKS HAVE TO BE EXECUTED ONLY AFTER NECESSARY CLARIFICATIONS HAVE BEEN MADE BY THE ARCHITECTS OR, BY ENGINEERS APPROVED FOR SUCH SPECIFIC TASKS BY THE ARCHITECTS.

THIS DRAWING SHOULD BE READ IN CONJUNCTION WITH OTHER RELEVANT ARCHITECTURAL, STRUCTURAL, MECHANICAL AND ELECTRICAL DRAWINGS AND ALL RELEVANT SECTIONS OF THE SPECIFICATION.

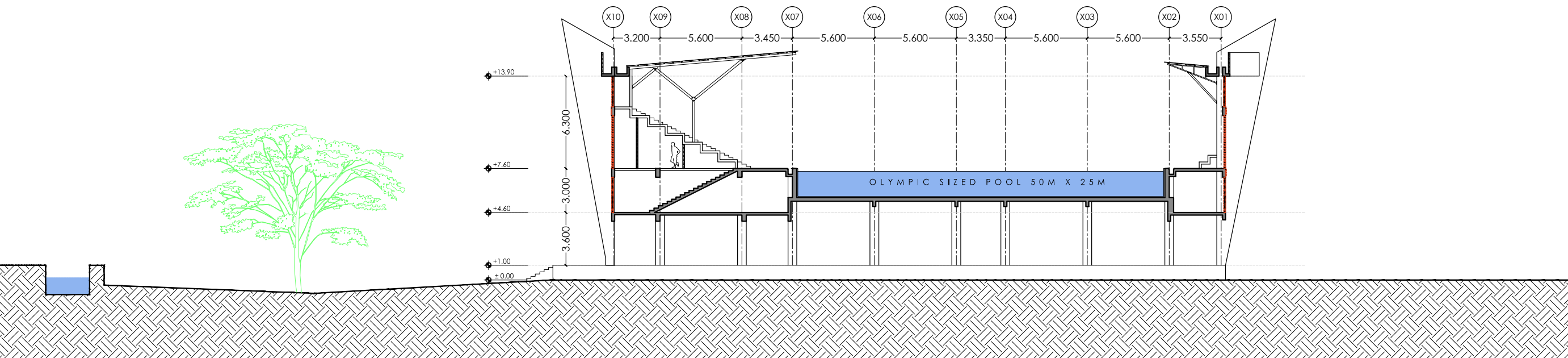
ALL DIMENSIONS ARE IN METRES, UNLESS OTHERWISE MENTIONED. ALL LEVEL NOTATIONS AND DIMENSIONS IN METRES, UNLESS OTHERWISE MENTIONED.

INFORMATION

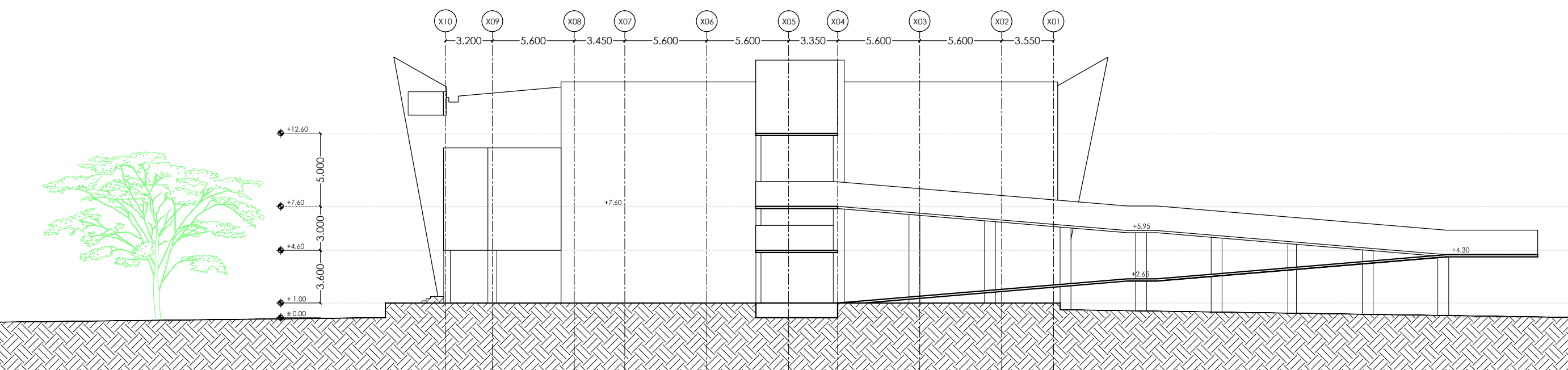
ISSUE	REV	DESCRIPTION	DATE



SECTION A-A



SECTION B-B



SECTION C-C



2 P K M ARCHITECTS
 3-4-449 O LOBO COMPOUND
 KADRI KAMBLA CROSS NEW ROAD
 MANGALORE 575004 INDIA
 2pkm.architects@gmail.com +91 824 4279154, 9164019600

Project
15172 - SPY

Client
MANGALURU SMART CITY LTD.

Project
PROPOSED SWIMMING POOL COMPLEX AT YEMMEKERE, MANGALORE

Drawing Title
SECTIONS

Scale 1:300	Page 34
Drawn ANUSHA	Checked THILAK RAJ
Reviewed NELSON	Date 05.08.2016
Drawing Number 15172-SPY-P-1026	North
Drawing Reference 15172-SPY/P/P-1026.Dwg	

NOTES

THIS DRAWING IS THE EXCLUSIVE PROPERTY OF 2PKM ARCHITECTS, 3-4-449, O LOBO COMPOUND, KADRI KAMBLA CROSS NEW ROAD, MANGALORE 575004 AND SHALL NOT BE REPRODUCED OR USED ON THE SITE OTHER THAN THE ONE SPECIFIED FOR WITHOUT PRIOR PERMISSION AND MUST NOT BE RETAINED, COPIED, USED WITHOUT AUTHORITY.

DISCREPANCY OF ANY NATURE SHALL BE BROUGHT TO THE ARCHITECTS' NOTICE AND WORKS HAVE TO BE EXECUTED ONLY AFTER NECESSARY CLARIFICATIONS HAVE BEEN MADE BY THE ARCHITECTS OR BY ENGINEERS APPROVED FOR SUCH SPECIFIC TASKS BY THE ARCHITECTS.

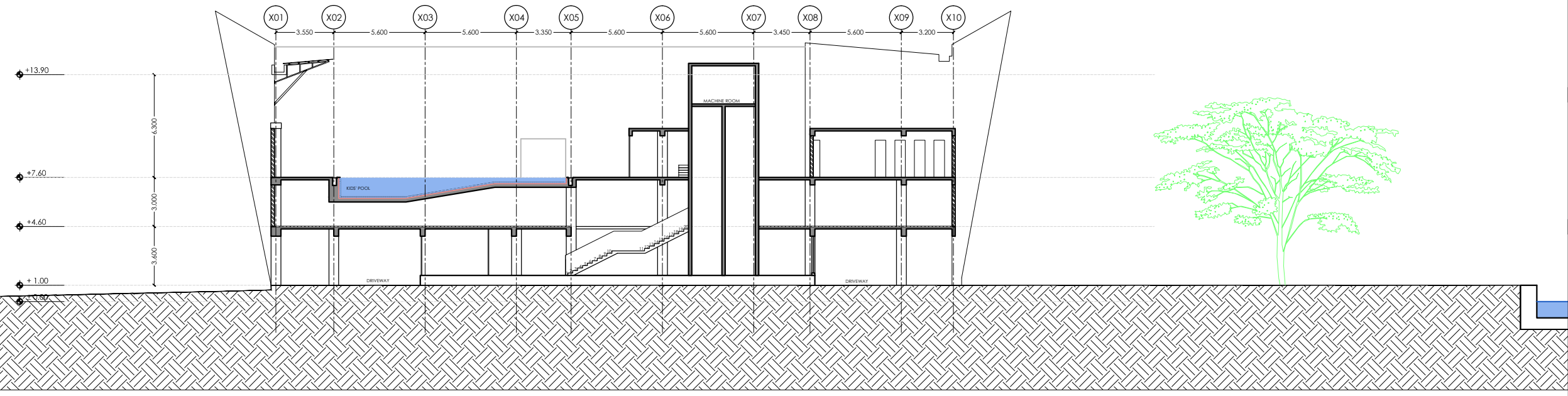
DO NOT SCALE THE DRAWING. FOLLOW ONLY WRITTEN DIMENSIONS.

THIS DRAWING SHOULD BE READ IN CONJUNCTION WITH OTHER RELEVANT ARCHITECTURAL, STRUCTURAL, MECHANICAL AND ELECTRICAL DRAWINGS AND ALL RELEVANT SECTIONS OF THE SPECIFICATION.

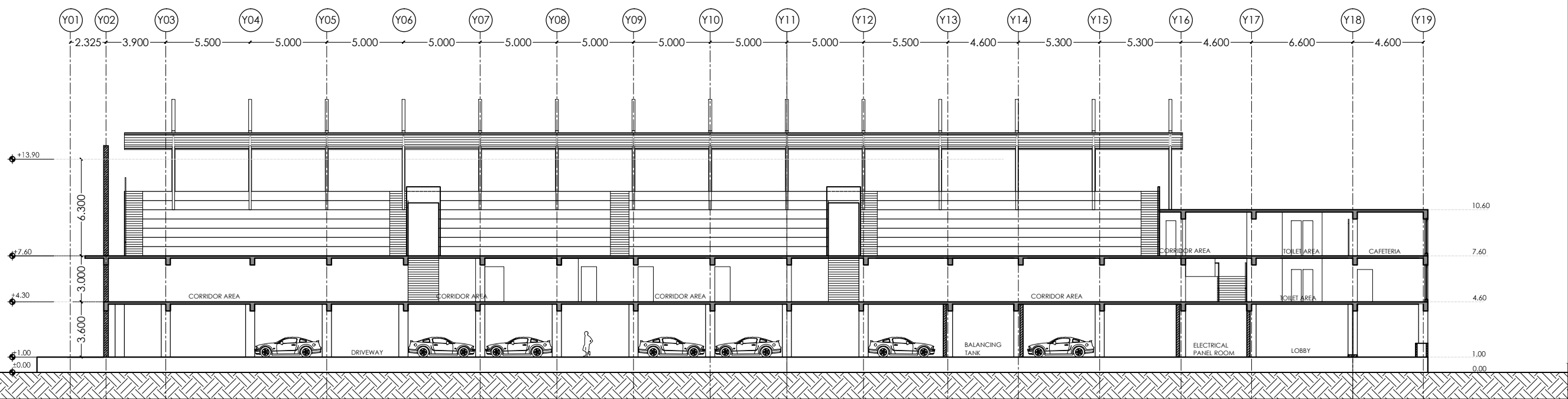
ALL DIMENSIONS ARE IN METRES, UNLESS OTHERWISE MENTIONED. ALL LEVEL NOTATIONS AND DIMENSIONS IN METRES, UNLESS OTHERWISE MENTIONED.

INFORMATION

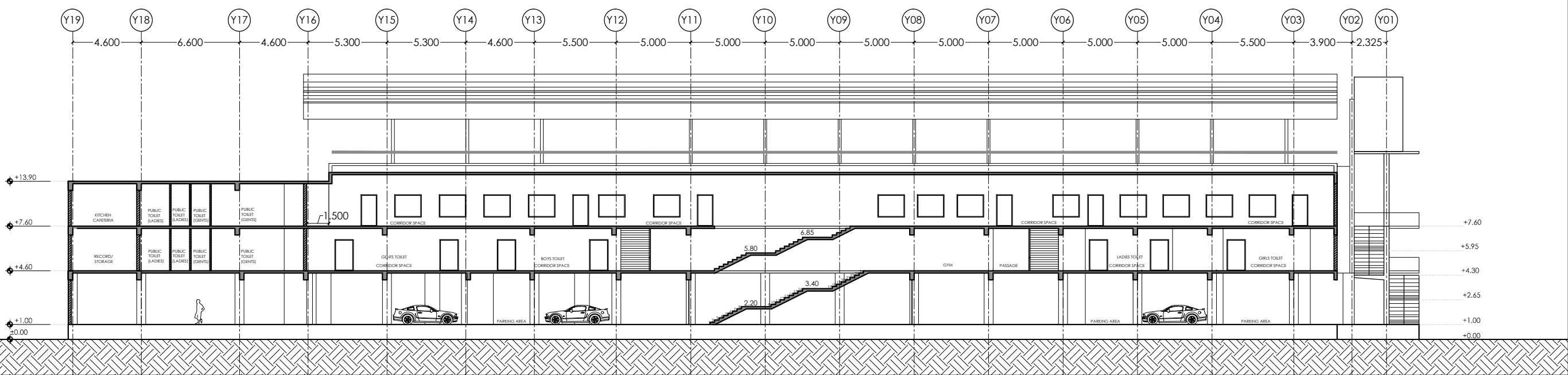
ISSUE	REV	DESCRIPTION	DATE



SECTION D-D



SECTION E-E



SECTION F-F



2 P K M ARCHITECTS
 3-4-449 O LOBO COMPOUND
 KADRI KAMBLA CROSS NEW ROAD
 MANGALORE 575004 INDIA
 2pkm.architects@gmail.com +91 824 4279154, 9164019600

Project
15172 - SPY

Client
MANGALURU SMART CITY LTD.

Project
PROPOSED SWIMMING POOL COMPLEX AT YEMMEKERE, MANGALORE

Drawing Title
SECTIONS

Scale	1:300	Page	35
Drawn	ANUSHA	Checked	THILAK RAJ
Reviewed	NELSON	Date	05.08.2016
Drawing Number	15172-SPY-P-1026		

Drawing Reference
 15172-SPY/P/P-1026.Dwg

THIS DRAWING IS THE EXCLUSIVE PROPERTY OF 2PKM ARCHITECTS, 3-4-449, O LOBO COMPOUND, KADRI KAMBLA CROSS NEW ROAD, MANGALORE 575004 AND SHALL NOT BE RE-PRODUCED OR USED ON THE SITE OTHER THAN THE ONE SPECIFIED FOR WITHOUT PRIOR PERMISSION AND MUST NOT BE RETAINED, COPIED, USED WITHOUT AUTHORITY.

DO NOT SCALE THE DRAWING. FOLLOW ONLY WRITTEN DIMENSIONS.

DISCREPANCY OF ANY NATURE SHALL BE BROUGHT TO THE ARCHITECTS' NOTICE AND WORKS HAVE TO BE EXECUTED ONLY AFTER NECESSARY CLARIFICATIONS HAVE BEEN MADE BY THE ARCHITECTS OR, BY ENGINEERS APPROVED FOR SUCH SPECIFIC TASKS BY THE ARCHITECTS.

THIS DRAWING SHOULD BE READ IN CONJUNCTION WITH OTHER RELEVANT ARCHITECTURAL, STRUCTURAL, MECHANICAL AND ELECTRICAL DRAWINGS AND ALL RELEVANT SECTIONS OF THE SPECIFICATION.

ALL DIMENSIONS ARE IN METRES, UNLESS OTHERWISE MENTIONED. ALL LEVEL NOTATIONS AND DIMENSIONS IN METRES, UNLESS OTHERWISE MENTIONED.

INFORMATION

ISSUE REV DESCRIPTION DATE

ISSUE	REV	DESCRIPTION	DATE

Architects



2 P K M ARCHITECTS
 3 - 4 - 4 4 9 O L O B O C O M P O U N D
 K A D R I K A M B L A C R O S S N E W R O A D
 M A N G A L O R E 5 7 5 0 0 4 I N D I A
 2pkm.architects@gmail.com +91 824 4279154, 9164019600

Project

15172 - SPY

Client

MANGALURU SMART CITY LTD.

Project

PROPOSED SWIMMING POOL COMPLEX AT YEMMEKERE, MANGALORE

Drawing Title

ELEVATION

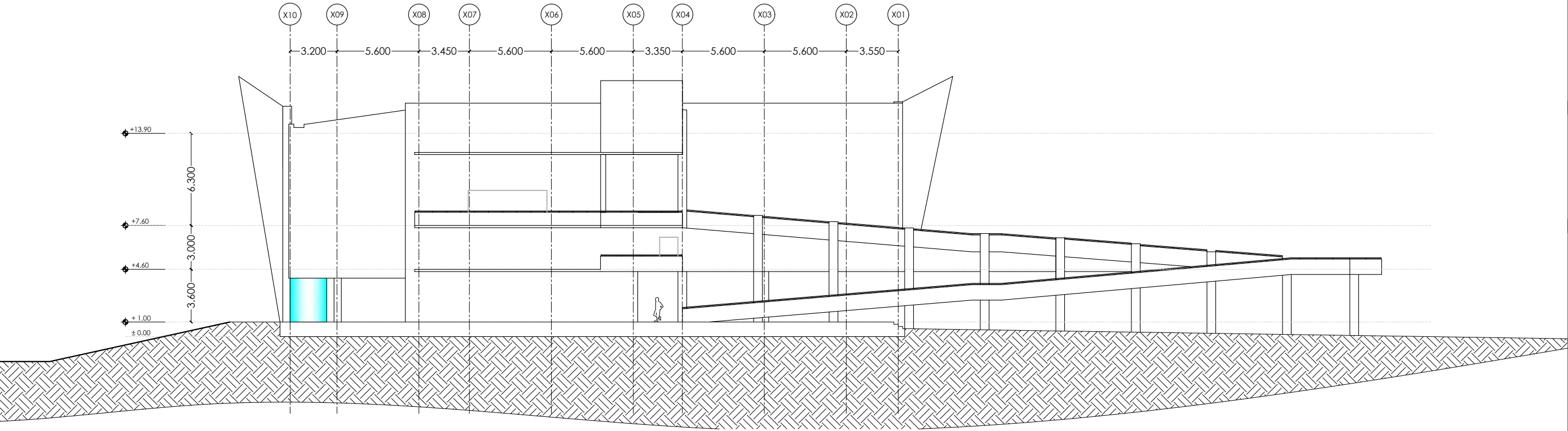
Scale 1:500 Page 36

Drawn ANSAL Checked ANUSHA Reviewed Date 01.02.2019

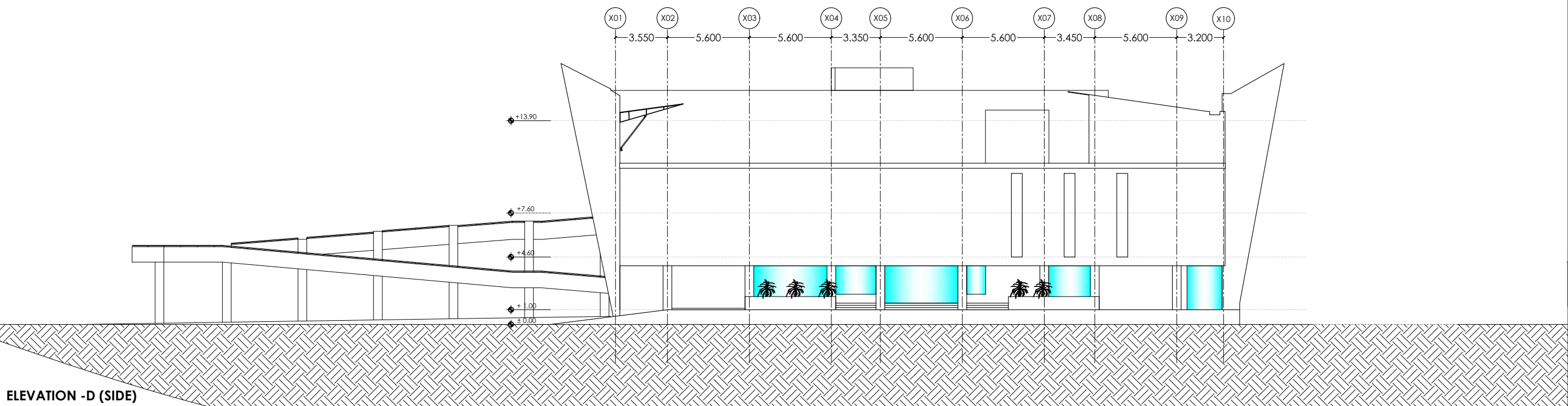
Drawing Number North

15172-SPY-P-SP-1036

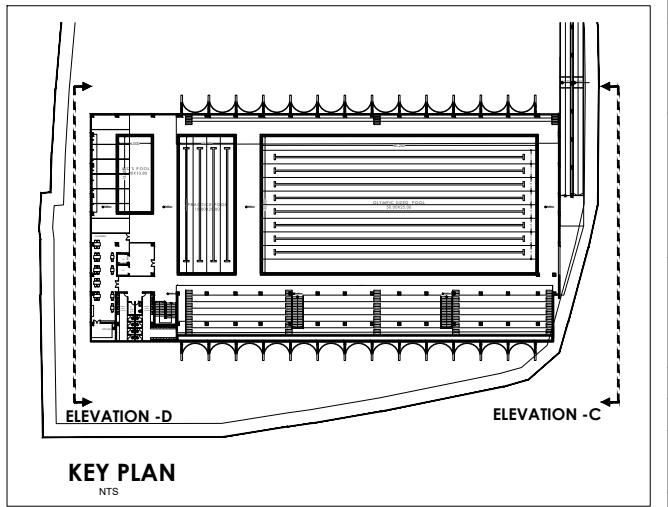
Drawing Reference 15172-SPY/P/P-1036.Dwg



ELEVATION -C (SIDE)



ELEVATION -D (SIDE)



KEY PLAN

NOTES

THIS DRAWING IS THE EXCLUSIVE PROPERTY OF 2PKM ARCHITECTS, 3-4-449, O LOBO COMPOUND, KADRI KAMBLA CROSS NEW ROAD, MANGALORE 575004 AND SHALL NOT BE RE-PRODUCED OR USED ON THE SITE OTHER THAN THE ONE SPECIFIED FOR WITHOUT PRIOR PERMISSION AND MUST NOT BE RETAINED, COPIED, USED WITHOUT AUTHORITY.

DO NOT SCALE THE DRAWING. FOLLOW ONLY WRITTEN DIMENSIONS.

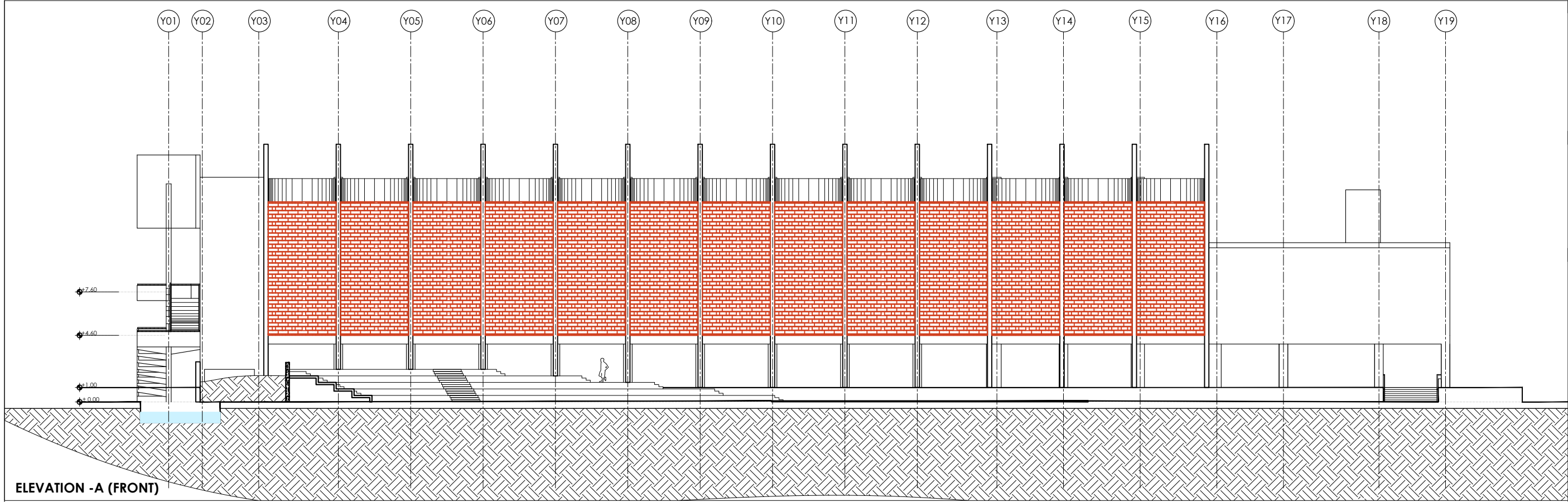
DISCREPANCY OF ANY NATURE SHALL BE BROUGHT TO THE ARCHITECTS' NOTICE AND WORKS HAVE TO BE EXECUTED ONLY AFTER NECESSARY CLARIFICATIONS HAVE BEEN MADE BY THE ARCHITECTS OR, BY ENGINEERS APPROVED FOR SUCH SPECIFIC TASKS BY THE ARCHITECTS.

THIS DRAWING SHOULD BE READ IN CONJUNCTION WITH OTHER RELEVANT ARCHITECTURAL, STRUCTURAL, MECHANICAL AND ELECTRICAL DRAWINGS AND ALL RELEVANT SECTIONS OF THE SPECIFICATION.

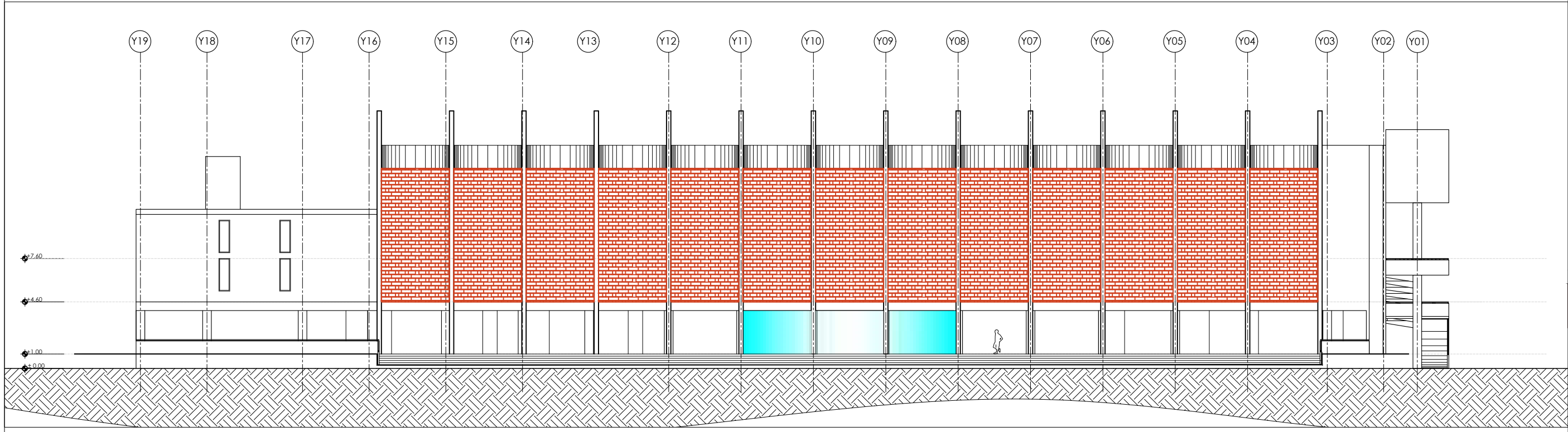
ALL DIMENSIONS ARE IN METRES, UNLESS OTHERWISE MENTIONED. ALL LEVEL NOTATIONS AND DIMENSIONS IN METRES, UNLESS OTHERWISE MENTIONED.

INFORMATION

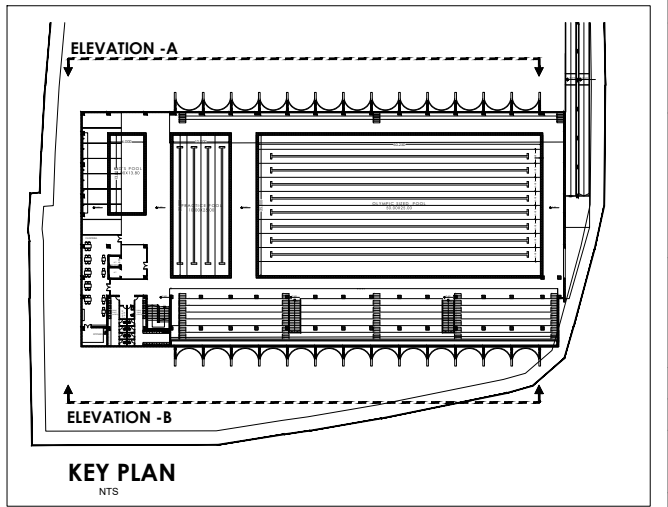
ISSUE	REV	DESCRIPTION	DATE



ELEVATION - A (FRONT)



ELEVATION - B (REAR)



KEY PLAN

Architects

2 P K M ARCHITECTS
 3 - 4 - 449 O LOBO COMPOUND
 KADRI KAMBLA CROSS NEW ROAD
 MANGALORE 575004 INDIA
 2pkm.architects@gmail.com +91 824 4279154, 9164019600

Project

15172 - SPY

Client

MANGALURU SMART CITY LTD.

Project

PROPOSED SWIMMING POOL COMPLEX AT YEMMEKERE, MANGALORE

Drawing Title

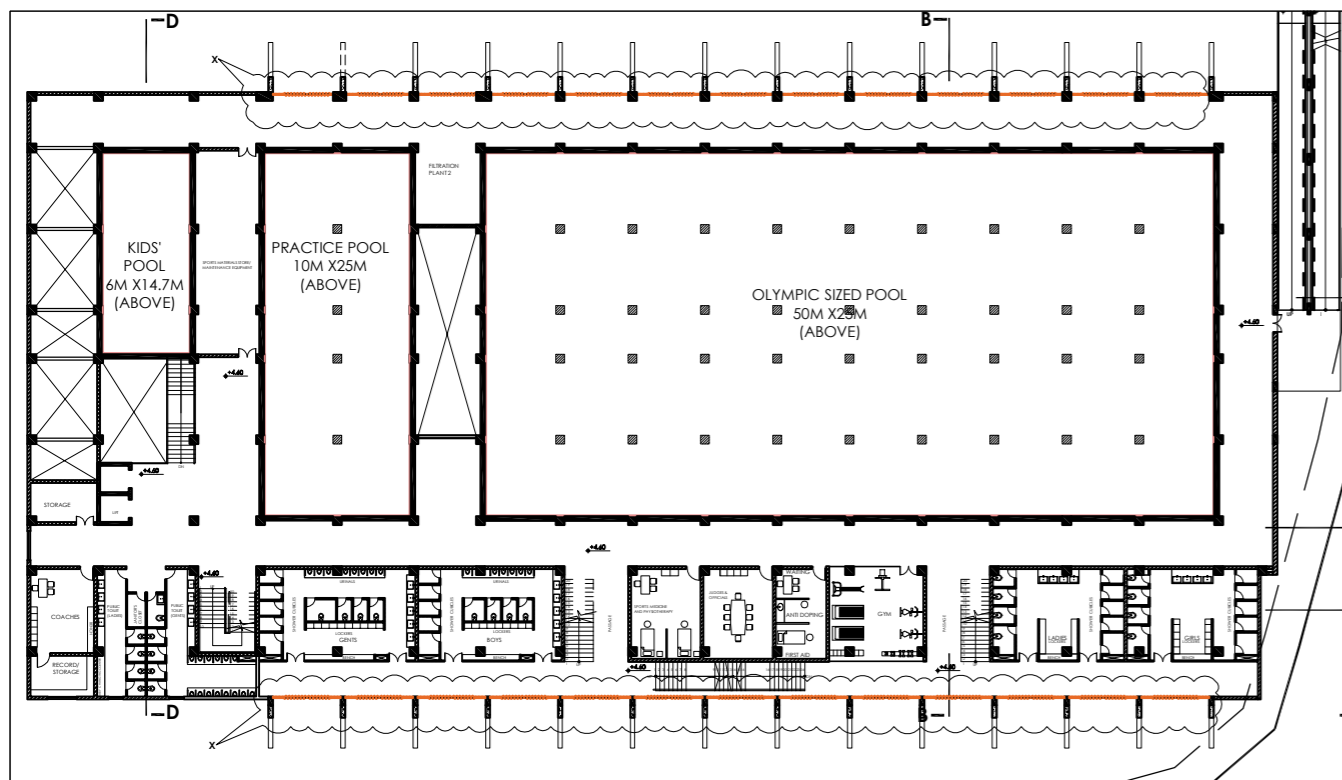
ELEVATION

Scale 1:500 Page 37

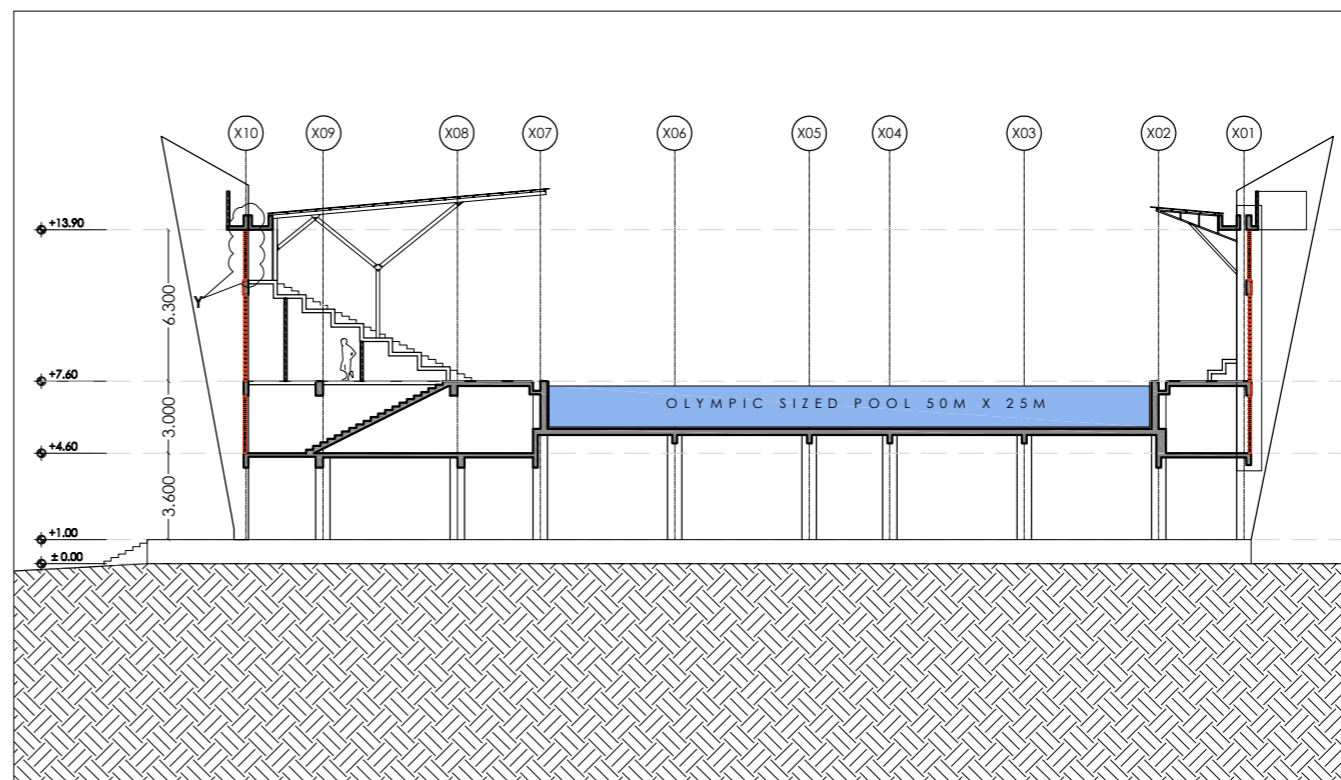
Drawn ANSAL Checked ANUSHA Reviewed Date 01.02.2019

Drawing Number 15172-SPY-P-SP-1036 North

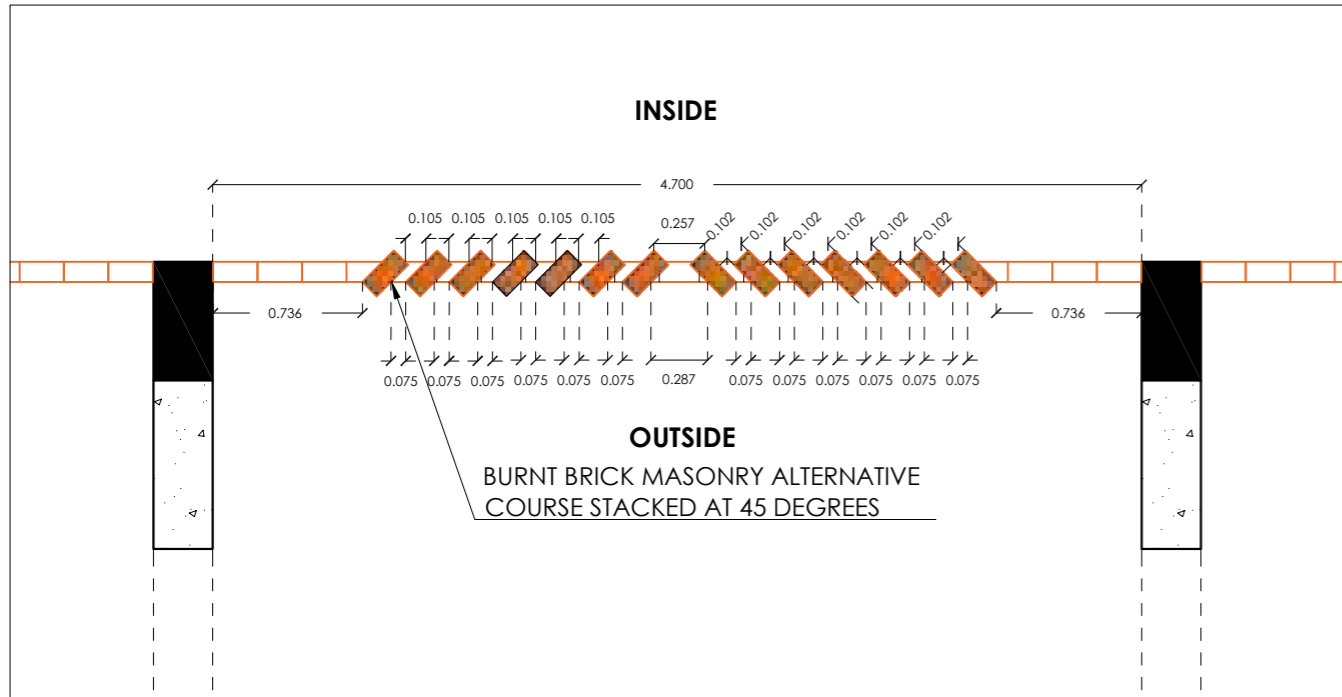
Drawing Reference 15172-SPY/P/P-1036.Dwg



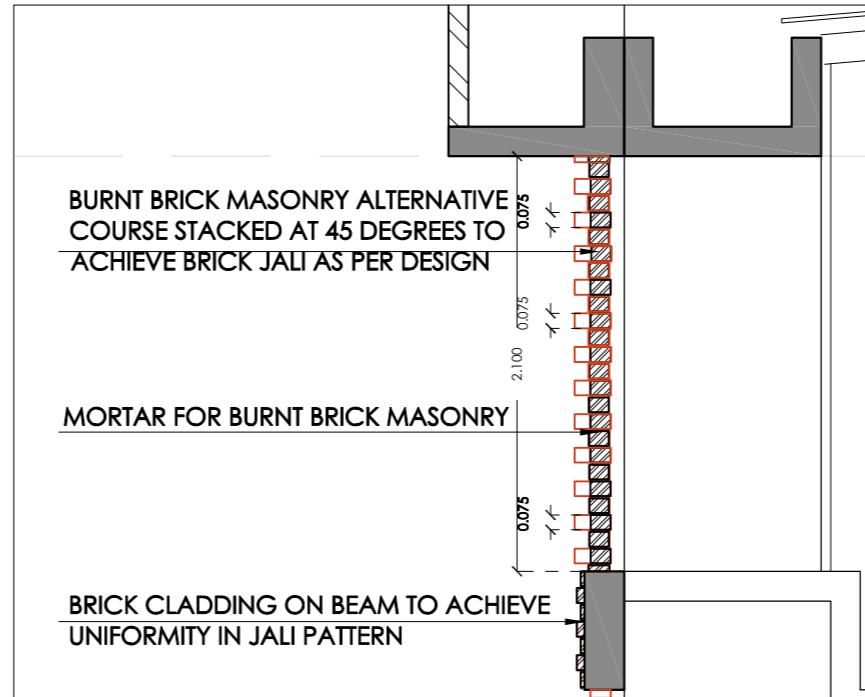
KEY SECTION NTS



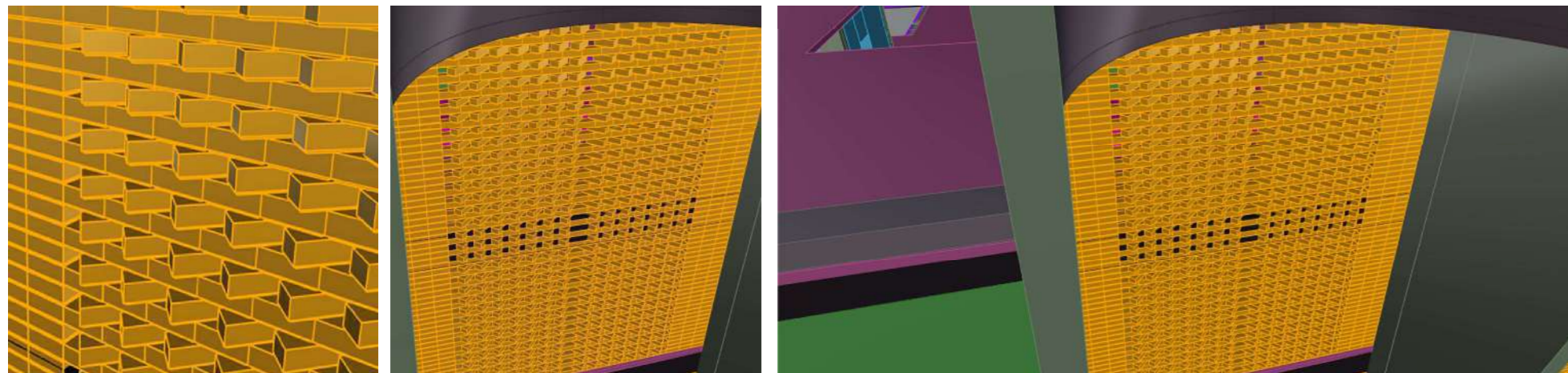
KEY SECTION NTS



DETAIL AT X SCALE :1:1



DETAIL AT Y SCALE :1:1

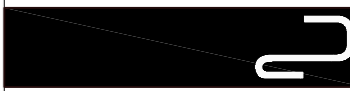


VIEWS

NOTES
 THIS DRAWING IS THE EXCLUSIVE PROPERTY OF 2PKM ARCHITECTS, 3-4-449, O LOBO COMPOUND, KADRI KAMBLA CROSS NEW ROAD, MANGALORE 575004 AND SHALL NOT BE REPRODUCED OR USED ON THE SITE OTHER THAN THE ONE SPECIFIED FOR WITHOUT PRIOR PERMISSION AND MUST NOT BE RETAINED, COPIED, USED WITHOUT AUTHORITY.
 DO NOT SCALE THE DRAWING. FOLLOW ONLY WRITTEN DIMENSIONS.
 DISCREPANCY OF ANY NATURE SHALL BE BROUGHT TO THE ARCHITECT'S NOTICE AND WORKS HAVE TO BE EXECUTED ONLY AFTER NECESSARY CLARIFICATIONS HAVE BEEN MADE BY THE ARCHITECTS OR, BY ENGINEERS APPROVED FOR SUCH SPECIFIC TASKS BY THE ARCHITECTS.
 THIS DRAWING SHOULD BE READ IN CONJUNCTION WITH OTHER RELEVANT ARCHITECTURAL, STRUCTURAL, MECHANICAL AND ELECTRICAL DRAWINGS AND ALL RELEVANT SECTIONS OF THE SPECIFICATION.
 ALL DIMENSIONS ARE IN METRES, UNLESS OTHERWISE MENTIONED. ALL LEVEL NOTATIONS AND DIMENSIONS IN METRES, UNLESS OTHERWISE MENTIONED.

INFORMATION

ISSUE	REV	DESCRIPTION	DATE



2PKM ARCHITECT
 3-4-449 O LOBO COMPOUND
 KADRI KAMBLA CROSS NEW ROAD
 MANGALORE 575004 INDIA
 2pkm.architects@gmail.com +91 824 4279154, 91640196

15172 - SPY

MANGALURU SMART CITY LTD


PROPOSED SWIMMING POOL COMPLEX AT YEMMEKERE, MANGALOR

FACADE DETAIL_BRICK JALI

SCALE AS MENTIONED IN DWG.	Page
ANSAL	Checked ANUSHA
Reviewed	Date 21.04.20
Drawing Number	North

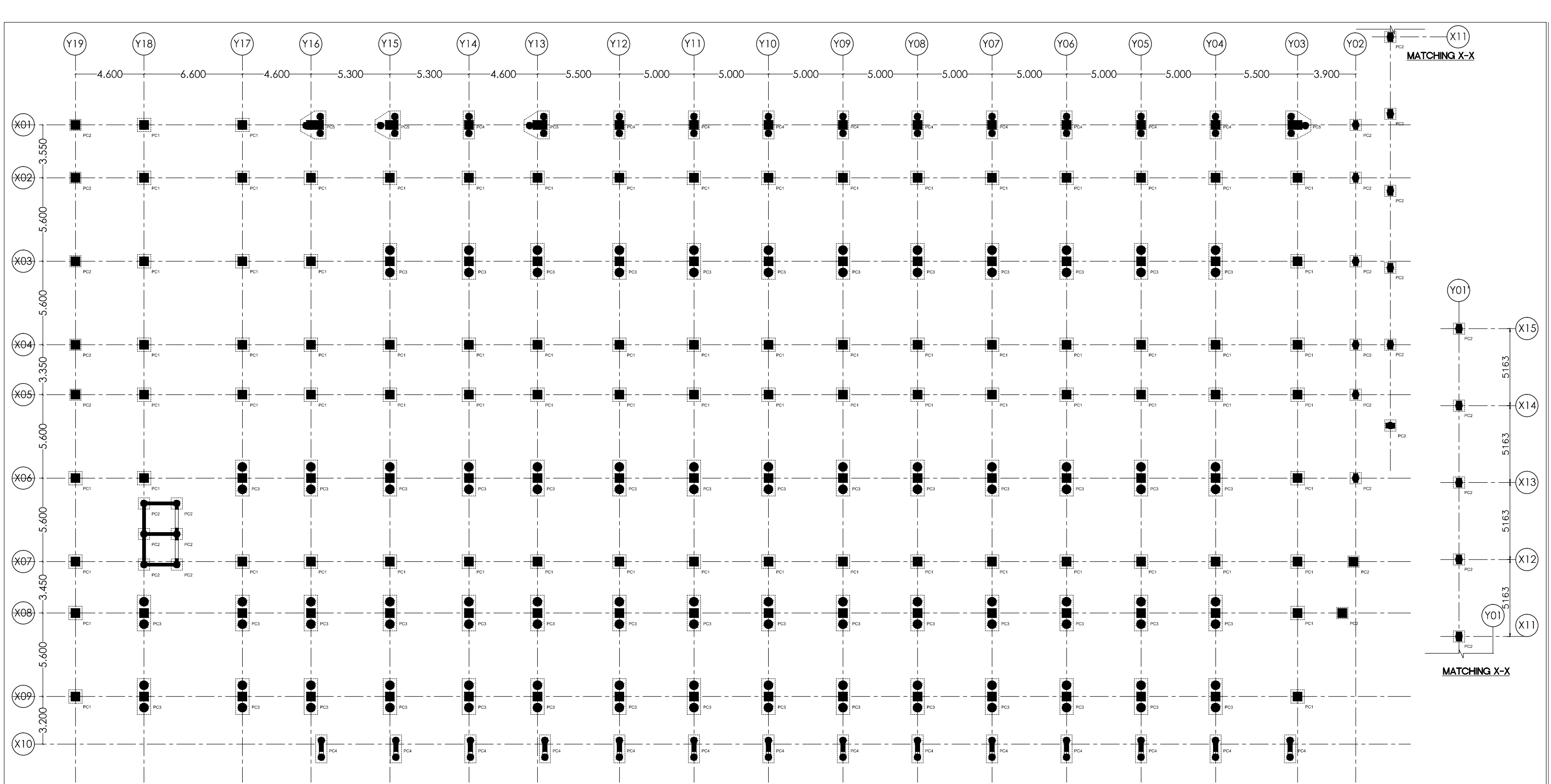
15172-SPY-T-1001





COLUMN MARKING LAYOUT

REFERENCE DRAWINGS 1. THIS DRAWING IS TO BE READ IN CONJUNCTION WITH RELEVANT ARCHITECTURAL AND STRUCTURAL DRAWINGS.		PURPOSE: NORTH	
NOTES 1. ALL DIMENSIONS ARE IN MM/M. 2. DISCREPANCY IF ANY SHALL BE BOUGHT TO THE NOTICE OF THE CONSULTANTS BEFORE EXECUTION.		TITLE: COLUMN MARKING LAYOUT	
		PROJECT: PROPOSED SWIMMING POOL COMPLEX AT YEMMEKERE, MANGALORE	
		CLIENT: DEPT OF SPORTS AND YOUTH SERVICES, GOVT. OF KARNATAKA	
		ARCHITECT: 2PKM ARCHITECTS O LOBO COMPOUND, KADRI KAMBLA CROSS NEW ROAD MANGALORE-575004	
DRAWN BY: BHANUPRIYA J	APPROVED BY: ASHOK MG	DATE: 12-01-2019	JOB NO: S-140601
DEALT/CKD BY: KIRAN R RAO	SCALE: A1-1:8	DRAWING NO: B1-S1-01	REVISION: R1
		ASHOK ASSOCIATES CONSULTING STRUCTURAL ENGINEERS #22,Ranganatha Nilaya,1st'A'Cross,2nd Main Anubhavanagar, Nagarabhoivi Main Road,Bangalore-72, Ph: 080-23365621 Email: associates.ashok@gmail.com	

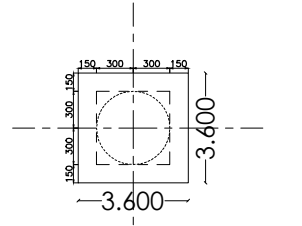


MATCHING X-X

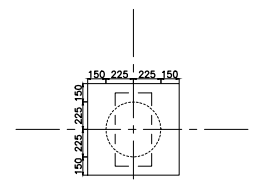
MATCHING X-X

DETAILS OF PILE			
SL. NO	DIA. OF PILE	PILE SYMBOL	REINFORCEMENT
1.	450MM		 6-Y16
2.	600MM		 4-Y20 4-Y16

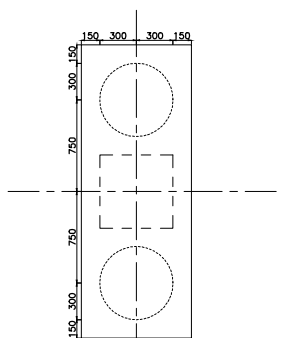
PILE / PILE CAP LAYOUT



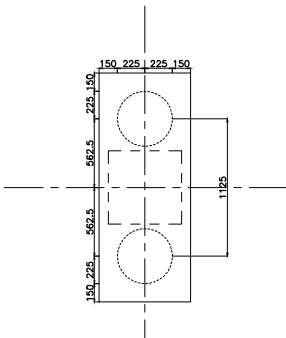
PC1
TYPICAL PILE CAP DIMENSION



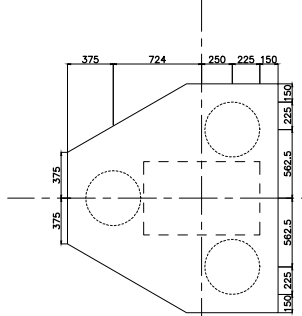
PC2
TYPICAL PILE CAP DIMENSION



PC3
TYPICAL PILE CAP DIMENSION



PC4
TYPICAL PILE CAP DIMENSION



PC5
TYPICAL PILE CAP DIMENSION

PILE NOTES

SPECIAL NOTES

PILE SOCKETING

- FOR DISINTEGRATED ROCK AND FOR 'N' VALUE > 50 SOCKETING LENGTH SHALL BE 2 TIMES THE DIA. OF PILE.
- FOR HARD ROCK THE SOCKETING LENGTH SHALL BE 300mm (MINIMUM) INTO HARD ROCK.

PILE CONCRETING

- PILE CONCRETING SHALL BE DONE UP TO 600mm ABOVE BASEMENT FLOOR LEVEL, WHICH SHALL BE CHISSELED OFF BEFORE PILE CAP IS CAST.

STANDARD PENETRATION TEST:

- S.P.T SHALL BE CONDUCTED FOR FIRST 12 PILES IN 3 DIFFERENT REGIONS FOR EACH BUILDING, VIZ. APLES IN EACH REG. REGION AND THEN ON EVERY 10th PILE OF CONSTRUCTION.

CONCRETE CUBE SAMPLING:

- FREQUENCY OF SAMPLING FOR CUBE TEST FOR PILES SHALL BE, ALTERNATE PILES FOR FIRST 10 PILES AND THEN EACH 10th OF THE TOTAL CONCRETE FOR PILES. FOR EACH SAMPLING MINIMUM 6 NOS. OF CUBES SHALL BE CAST. FROM EACH SAMPLING 3 CUBES SHALL BE TESTED FOR 7 DAYS STRENGTH AND THE OTHER THREE FOR 28 DAYS STRENGTH.

PILE LOAD TEST:

- INITIAL LOAD TEST ON TRIAL PILES SHALL BE DONE FIRST, OUTSIDE THE BUILDING PILES AND TESTED FOR 2.5 TIMES THE DESIGN CAPACITY OF PILE AS PER IS STANDARDS SPECIFICATIONS.
- ROUTINE PILE LOAD TEST SHALL BE DONE ON FIRST PILE AND TESTED FOR 1.5 TIMES DESIGN CAPACITY OF PILE AS PER IS STANDARDS SPECIFICATIONS.

PILE CAPACITY TO BE ACHIEVED

THE PILE DRIVING AGENCY TO ENSURE THE BELOW MENTIONED PILE CAPACITIES.

- 600MM DIA 1030 kN
- 450MM DIA 600 kN

REFERENCE DRAWINGS

- THIS DRAWING IS TO BE READ IN CONJUNCTION WITH RELEVANT ARCHITECTURAL AND STRUCTURAL DRAWINGS.

NOTES

- ALL DIMENSIONS ARE IN MM/AL
- CONCRETE MIX FOR PILE AND PILE CAP IS M25
- Y REPRESENTS TOR STEEL GRADE Fe-500.
- CLEAR COVER TO MAIN REINF IN PILES - 50MM
PILE CAPS - 60MM
COLUMNS - 40MM
- GOOD QUALITY COVER BLOCKS TO BE USED FOR COVER OF PILES AND PILE CAPS. DEVELOPMENT LENGTH LD = 50 DIA OF THE MAIN BAR.
- INDICATES BORED CAST-IN-SITU PILES
- PILES SHALL BE SOCKETED FOR A LENGTH OF 2 x DIA. OF PILE.
- DISCREPANCY IF ANY SHALL BE BROUGHT TO THE NOTICE OF THE CONSULTANTS BEFORE EXECUTION.

DRAWN BY: KRR
APPROVED BY: ASHOK MG
DATE: 12-01-2019
DEALT/CKD BY: KIRAN R RAO
SCALE: A1-1:8
DRAWING NO.: B1-S1-02
JOB NO.: S-140601
REVISION: R0

PURPOSE: NORTH

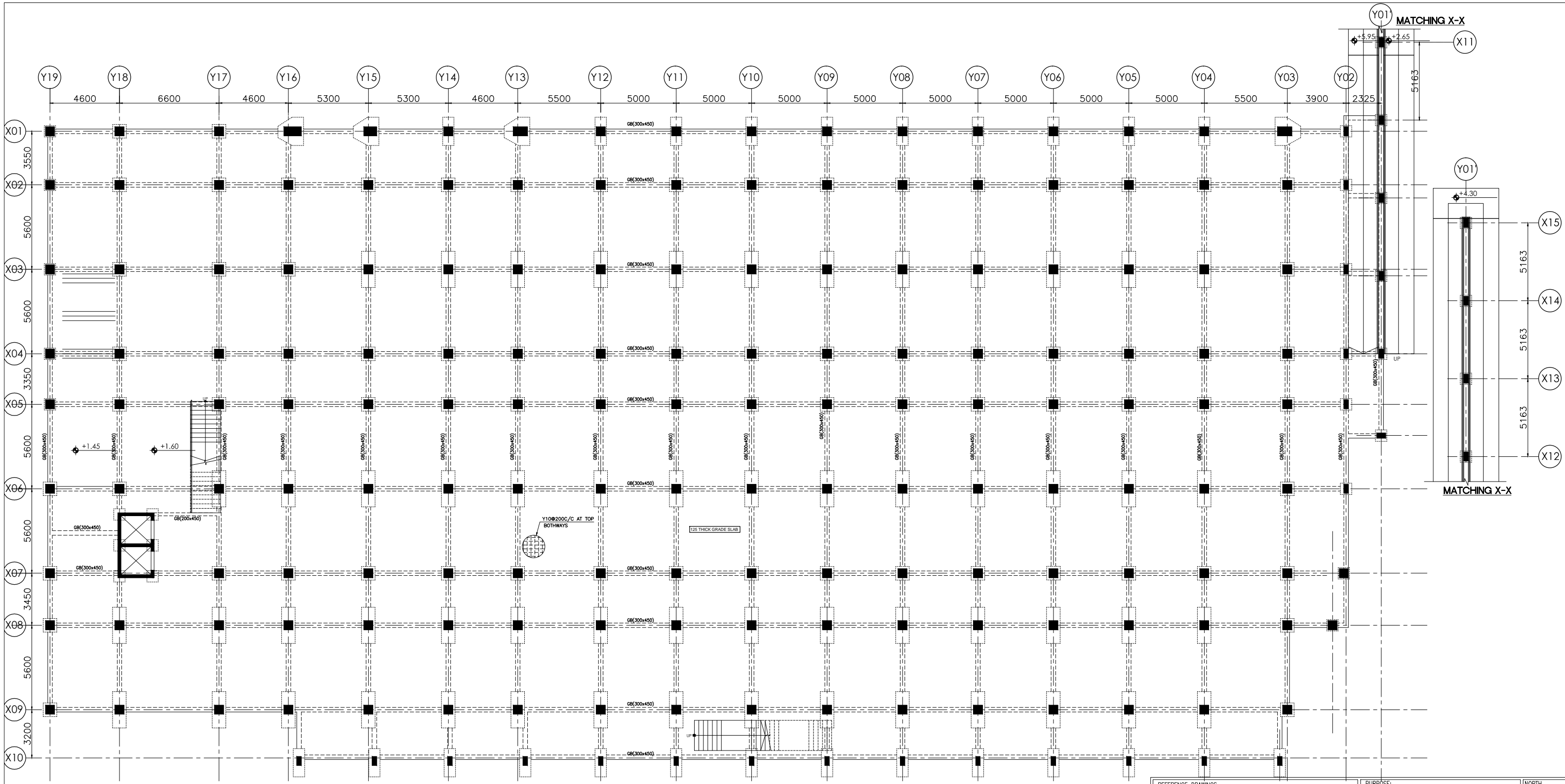
TITLE: PILE / PILE CAP LAYOUT

PROJECT: PROPOSED SWIMMING POOL COMPLEX AT YEMMEKERE, MANGALORE


CLIENT: DEPT OF SPORTS AND YOUTH SERVICES, GOVT. OF KARNATAKA

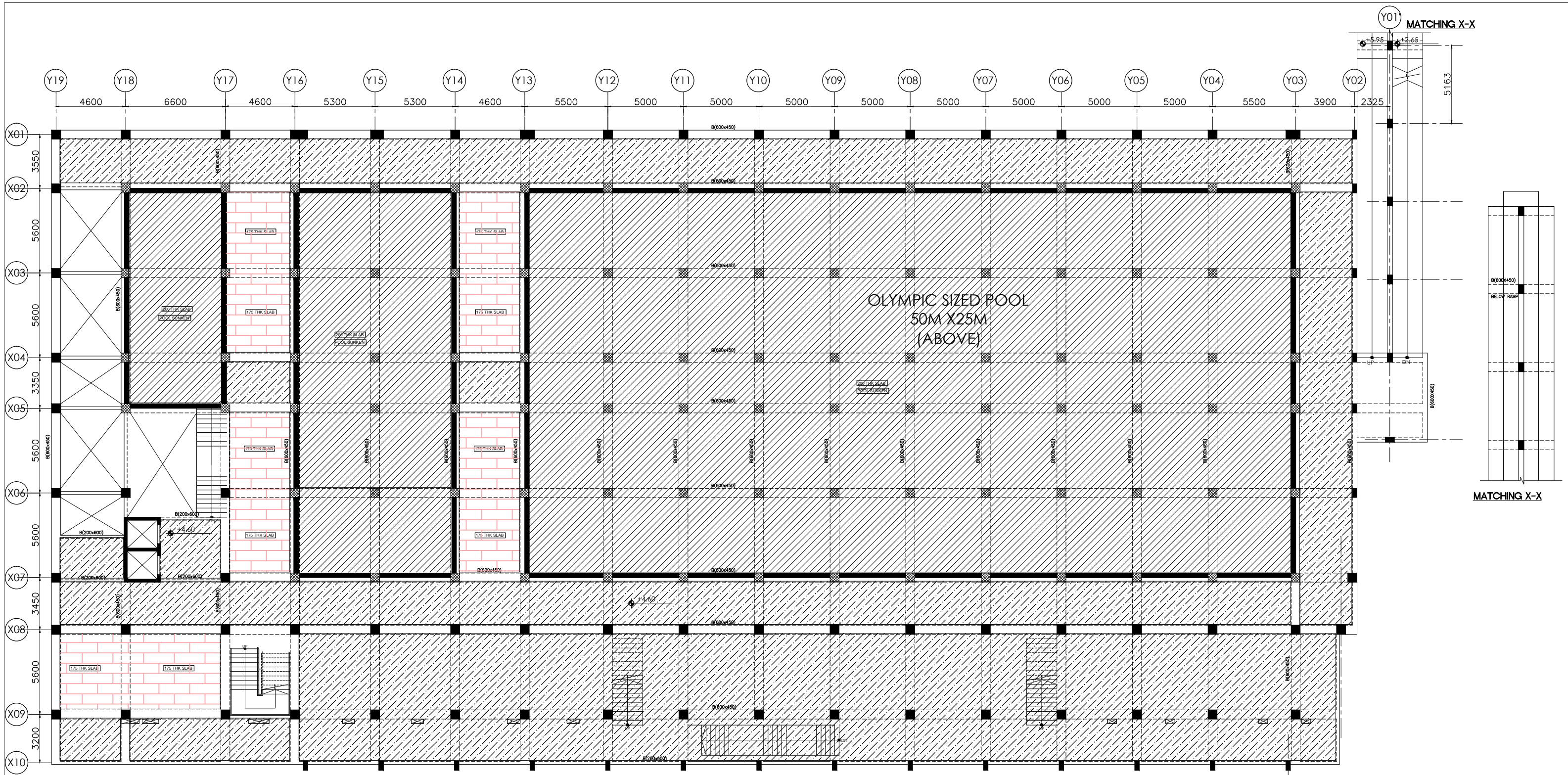
ARCHITECT: 2PKM ARCHITECTS
O LOBO COMPOUND, KADRI KAMLA CROSS NEW ROAD, MANGALORE-575004

ASHOK ASSOCIATES
CONSULTING STRUCTURAL ENGINEERS
#22,Ranganatha Nilaya,1st'A'Cross,2nd Main Anubhavonagar, Nagarabhoovi Main Road,Bangalore-72, Ph: 080-23385621 Email: associates.ashok@gmail.com






GRADE BEAM / SLAB LAYOUT

REFERENCE DRAWINGS 1. THIS DRAWING IS TO BE READ IN CONJUNCTION WITH RELEVANT ARCHITECTURAL AND STRUCTURAL DRAWINGS.		PURPOSE: NORTH	
NOTES 1. ALL DIMENSIONS ARE IN MM/M. 2. CONCRETE MIX FOR GRADE BEAMS AND SLABS IS M25 3. Y REPRESENTS TOR STEEL GRADE F _y =500. 4. GOOD QUALITY COVER BLOCKS TO BE USED FOR COVER OF BEAMS AND SLABS. 5. DEVELOPMENT LENGTH LD = 50 DN OF THE MAIN BAR. 6. DISCREPANCY IF ANY SHALL BE BOUGHT TO THE NOTICE OF THE CONSULTANTS BEFORE EXECUTION.		TITLE: GRADE BEAM /SLAB LAYOUT	
		PROJECT: PROPOSED SWIMMING POOL COMPLEX AT YEMMEKERE, MANGALORE	
		CLIENT: DEPT OF SPORTS AND YOUTH SERVICES, GOVT. OF KARNATAKA	
		ARCHITECT: 2PKM ARCHITECTS O LOBO COMPOUND, KADRI KAMBLA CROSS NEW ROAD MANGALORE-575004	
DRAWN BY: BHANUPRIYA J	APPROVED BY: ASHOK MG	DATE: 12-01-2019	JOB NO: S-140601
DEALT/CKD BY: KIRAN R RAO	SCALE: A1-1:8	DRAWING NO: B1-S2-01	REVISION: R1
		 ASHOK ASSOCIATES CONSULTING STRUCTURAL ENGINEERS #22,Ranganatha Nilaya,1st A'Cross,2nd Main Anubhavanagar, Nagarabhoovi Main Road,Bangalore-72, Ph: 080-23365621 Email: associates.ashok@gmail.com	



LAYOUT AT 4.60M LVL / POOL BOTTOM SLAB

ALL POOL BOTTOM SLAB 200MM THICK
STAIRCASE WAIST SLAB 175MM THICK

-  200MM THICK SLAB
-  175MM THICK SLAB
-  150MM THICK SLAB

REFERENCE DRAWINGS
1. THIS DRAWING IS TO BE READ IN CONJUNCTION WITH RELEVANT ARCHITECTURAL AND STRUCTURAL DRAWINGS.

- NOTES
1. ALL DIMENSIONS ARE IN MM/M.
 2. CONCRETE MIX FOR BEAMS AND SLABS IS M25
 3. FOR POOL SLAB AND WALL M30 GRADE
 3. Y REPRESENTS TOR STEEL GRADE Fe-500.
 4. GOOD QUALITY COVER BLOCKS TO BE USED FOR COVER OF BEAMS AND SLABS.
 5. DEVELOPMENT LENGTH LD = 50 DIA OF THE MAIN BAR.
 6. DISCREPANCY IF ANY SHALL BE BROUGHT TO THE NOTICE OF THE CONSULTANTS BEFORE EXECUTION.

DRAWN BY: BHANUPRIYA J	APPROVED BY: ASHOK MG	DATE: 12-01-2019	JOB NO: S-140601
DEALT/CKD BY: KIRAN R RAO	SCALE: A1-1:8	DRAWING NO: B1-S2-02	REVISION: R1


PURPOSE: _____ NORTH

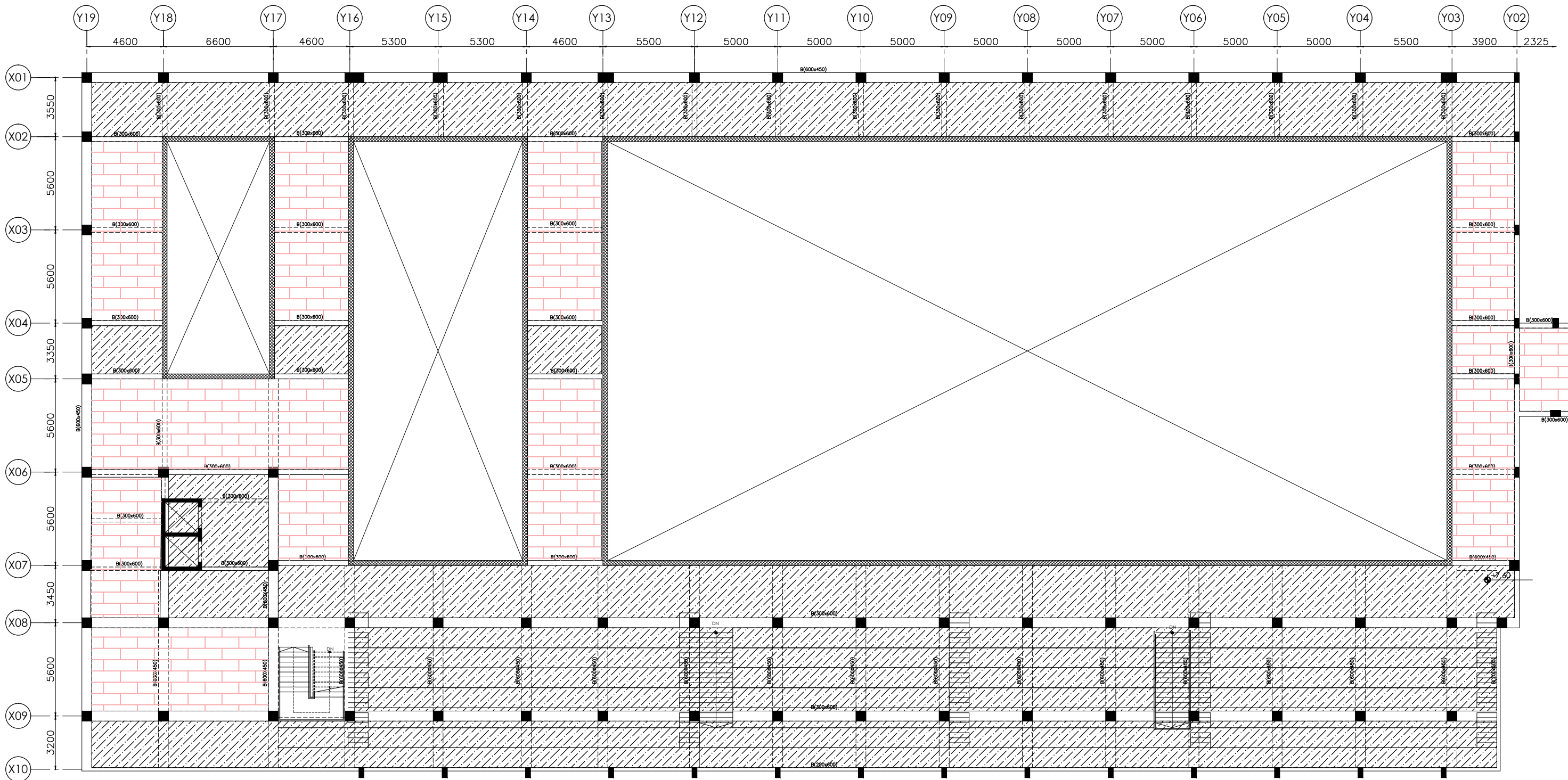
TITLE:
LAYOUT AT 4.60M LVL / POOL BOTTOM SLAB

PROJECT:
PROPOSED SWIMMING POOL COMPLEX AT YEMMEKERE, MANGALORE




CLIENT
DEPT OF SPORTS AND YOUTH SERVICES, GOVT. OF KARNATAKA

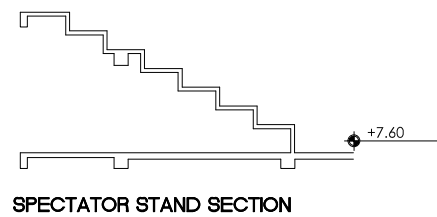
ARCHITECT:
2PKM ARCHITECTS
O LOBO COMPOUND,
KADRI KAMBLA CROSS NEW ROAD
MANGALORE-575004

 **ASHOK ASSOCIATES**
CONSULTING STRUCTURAL ENGINEERS
#22,Ranganatha Nilaya,1st A'Cross,2nd Main
Anubhavanagar, Nagarabhoji Main Road,Bangalore-72,
Ph: 080-23365621 Email: associates.ashok@gmail.com




LAYOUT AT 7.60M LVL / DECK LEVEL SLAB

-  200MM THICK SLAB
-  175MM THICK SLAB
-  150MM THICK SLAB

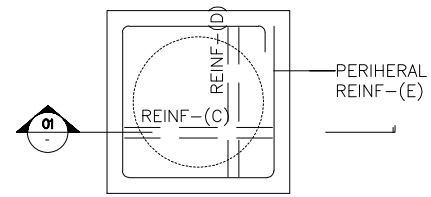


ALL DECK SLAB 200 THICK

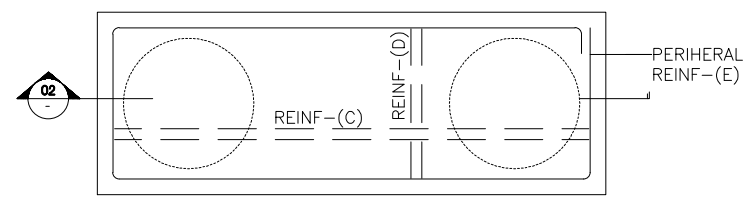
REFERENCE DRAWINGS 1. THIS DRAWING IS TO BE READ IN CONJUNCTION WITH RELEVANT ARCHITECTURAL AND STRUCTURAL DRAWINGS.		PURPOSE: NORTH	
NOTES 1. ALL DIMENSIONS ARE IN MM/M. 2. CONCRETE MIX FOR BEAMS AND SLABS IS M25 3. Y REPRESENTS TOR STEEL GRADE Fe-500. 4. GOOD QUALITY COVER BLOCKS TO BE USED FOR COVER OF BEAMS AND SLABS. 5. DEVELOPMENT LENGTH LD = 50 DIA OF THE MAIN BAR. 6. DISCREPANCY IF ANY SHALL BE BROUGHT TO THE NOTICE OF THE CONSULTANTS BEFORE EXECUTION.		TITLE: LAYOUT AT 7.60M LVL / DECK LEVEL SLAB	
		PROJECT: PROPOSED SWIMMING POOL COMPLEX AT YEMMEKERE, MANGALORE	
		CLIENT: DEPT OF SPORTS AND YOUTH SERVICES, GOVT. OF KARNATAKA	
		ARCHITECT: 2PKM ARCHITECTS O LOBO COMPOUND, MADRI KAMBALA CROSS NEW ROAD MANGALORE-575004	
DRAWN BY: BHANUPRIYA J	APPROVED BY: ASHOK MG	DATE: 12-01-2019	JOB NO: S-140601
DEALT/OKD BY: KIRAN R RAO	SCALE: A1-1:8	DRAWING NO: B1-S2-03	REVISION: R1
		ASHOK ASSOCIATES CONSULTING STRUCTURAL ENGINEERS #22,Ranganatha Nilaya,1st'A'Cross,2nd Main Anubhavanagar, Nagarbhavi Main Road,Bangalore-72. Ph: 080-23385621 Email: associates.ashok@gmail.com	



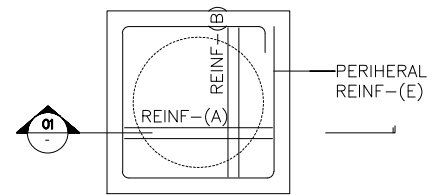
REFERENCE DRAWINGS 1. THIS DRAWING IS TO BE READ IN CONJUNCTION WITH RELEVANT ARCHITECTURAL AND STRUCTURAL DRAWINGS.		PURPOSE: NORTH	
NOTES 1. ALL DIMENSIONS ARE IN MM/M. 2. CONCRETE MIX FOR BEAMS AND SLABS IS M25 3. Y REPRESENTS TOR STEEL GRADE Fe-500. 4. GOOD QUALITY COVER BLOCKS TO BE USED FOR COVER OF BEAMS AND SLABS. 5. DEVELOPMENT LENGTH LD = 50 DIA OF THE MAIN BAR. 6. DISCREPANCY IF ANY SHALL BE BOUGHT TO THE NOTICE OF THE CONSULTANTS BEFORE EXECUTION.		TITLE: TRUSS TIE LEVEL LAYOUT	
		PROJECT: PROPOSED SWIMMING POOL COMPLEX AT YEMMEKERE, MANGALORE	
		CLIENT DEPT OF SPORTS AND YOUTH SERVICES, GOVT. OF KARNATAKA	
		ARCHITECT: 2PKM ARCHITECTS O LOBO COMPOUND, HADRI KAMBELA CROSS NEW ROAD MANGALORE-575004	
DRAWN BY: BHANUPRIYA .J	APPROVED BY: ASHOK MG	DATE: 12-01-2019	JOB NO: S-140601
DEALT/OKD BY: KIRAN R RAO	SCALE: A1-1:8	DRAWING NO: B1-S2-04	REVISION: R1
		ASHOK ASSOCIATES CONSULTING STRUCTURAL ENGINEERS #22,Ranganatha Nilaya,1st'A'Cross,2nd Main Anubhavanagar, Nagarabhavi Main Road,Bangalore-72. Ph: 080-23385621 Email: associates.ashok@gmail.com	



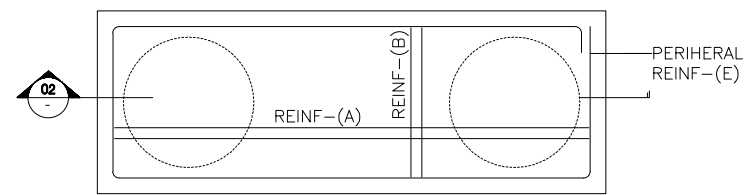
TYPICAL PILE CAP TOP REINF PLAN



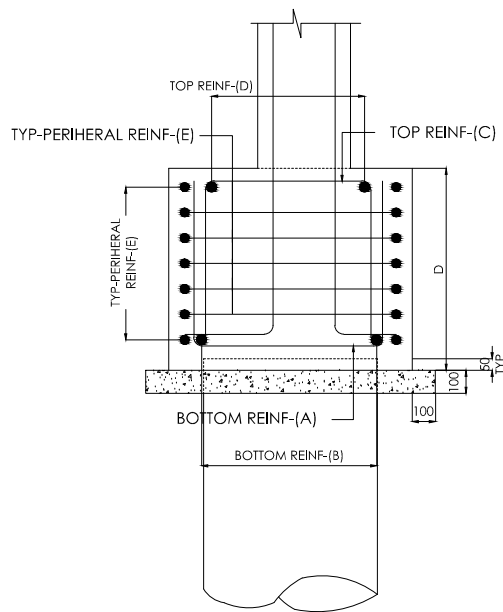
TYPICAL PILE CAP TOP REINF PLAN



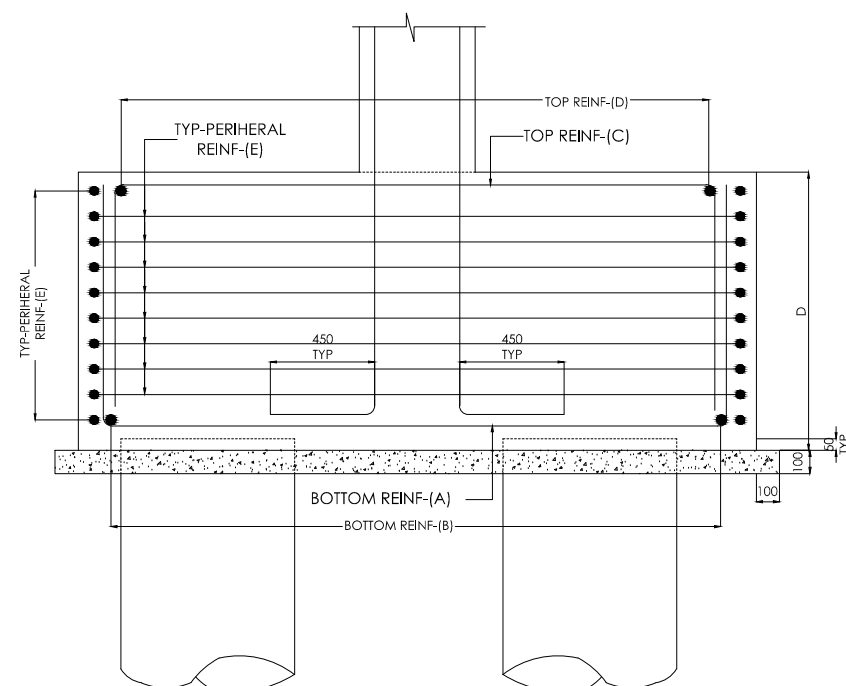
TYPICAL PILE CAP BOTTOM REINF PLAN



TYPICAL PILE CAP BOTTOM REINF PLAN



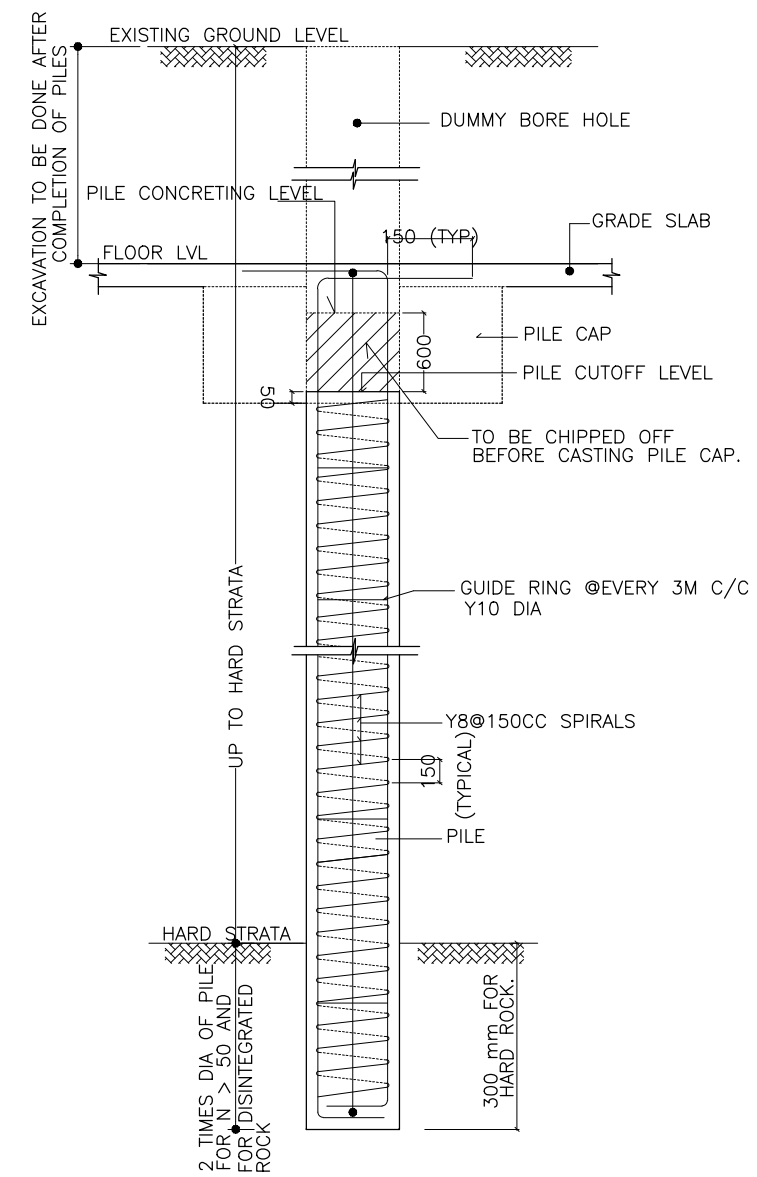
TYPICAL PILE CAP REINF SECTION-01



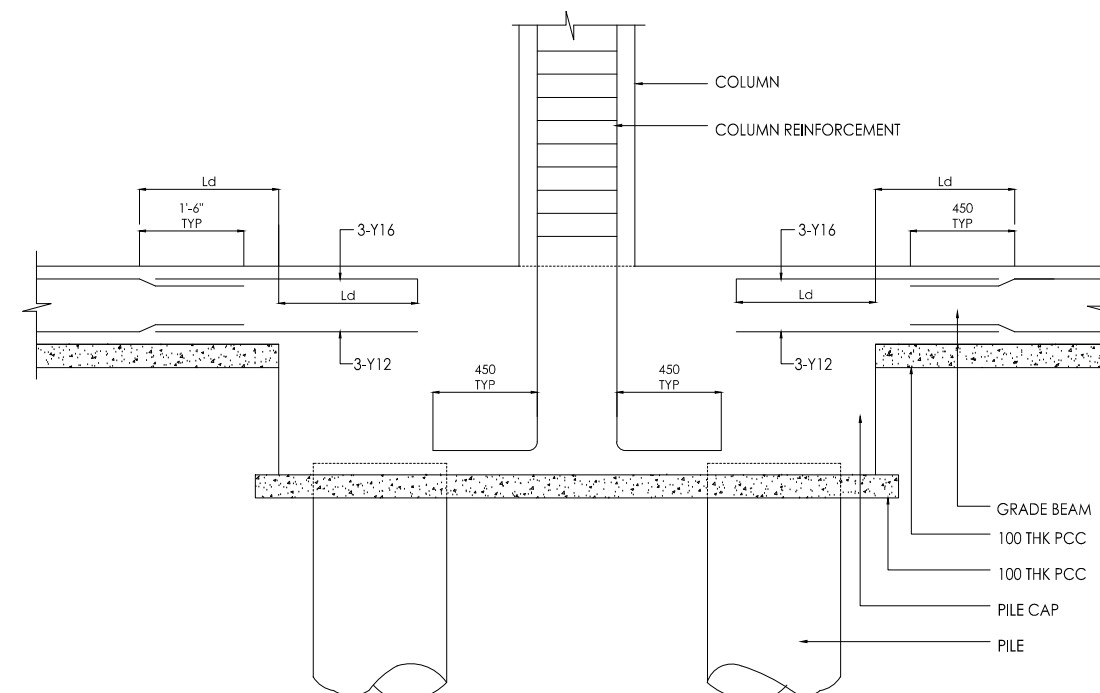
TYPICAL PILE CAP REINF SECTION-02

PILE CAP TYPE	PILE CAP DEPTH D IN MM	REINFORCEMENT				
		BOTTOM REINF REINF-(A)	REINF-(B)	TOP REINF REINF-(C)	REINF-(D)	PERIPHERAL REINF-(E)
PC1 600MM 1 Pile	1300	Y20@150 C/C	Y20@150 C/C	Y16@150 C/C	Y16@150 C/C	Y12@150 C/C
PC2 450MM 1 Pile	1050	Y16@150 C/C	Y16@150 C/C	Y12@150 C/C	Y12@150 C/C	Y12@150 C/C
PC3 600MM 2 Pile	1300	Y20@150 C/C	Y20@150 C/C	Y16@150 C/C	Y16@150 C/C	Y12@150 C/C
PC4 450MM 2 Pile	1050	Y16@150 C/C	Y16@150 C/C	Y12@150 C/C	Y12@150 C/C	Y12@150 C/C
PC4 450MM 3 Pile	1050	Y16@150 C/C	Y16@150 C/C	Y12@150 C/C	Y12@150 C/C	Y12@150 C/C

SL. NO	PILE DIAMETER	PILE CAP GROUP
1.	600MM	PC1, PC3
2.	450MM	PC2, PC4, PC5



TYPICAL PILE DETAILS



TYPICAL PILE CAP AND GRADE BEAM JUNCTION REINFORCEMENT DETAILS

NOTES

- ALL DIMENSIONS ARE IN M/MM
- Y REPRESENTS TOR STEEL GRADE Fe-500.
- CONCRETE MIX FOR PILE CAP - M25
- CLEAR COVER TO MAIN REINF IN PILE CAPS - 60MM
COLUMNS - 40MM
- DEVELOPMENT LENGTH $L_d = 50$ DIA OF THE MAIN BAR.
- NOT MORE THAN 1/3RD OF TOTAL NUMBER OF MAIN RODS SHALL BE LAPPED AT GIVEN SECTION OF COLUMNS
- THE WATER USED FOR CONCRETE WORK SHALL CONFORM TO - IS 456-2000
- DISCREPANCY IF ANY, SHALL BE BROUGHT TO THE NOTICE OF THE CONSULTANTS BEFORE EXECUTING THE ACTUAL WORK.
- PILE CAP TOP LEVEL UNDER LIFT PIT SHALL BE TO VENDOR SPECIFICATION.

REFERENCE DRAWINGS

- THIS DRAWING IS TO BE READ IN CONJUNCTION WITH RELEVANT ARCHITECTURAL AND STRUCTURAL DRAWINGS.
- PILE CAP SIZES ARE AS DETAILED IN PILE CAP LAYOUT.

PURPOSE:	NORTH
----------	-------

PROJECT: PROPOSED SWIMMING POOL COMPLEX AT YEMMEKERE, MANGALORE

CLIENT: DEPT OF SPORTS AND YOUTH SERVICES, GOVT. OF KARNATAKA

TITLE: PILE CAP DETAILS

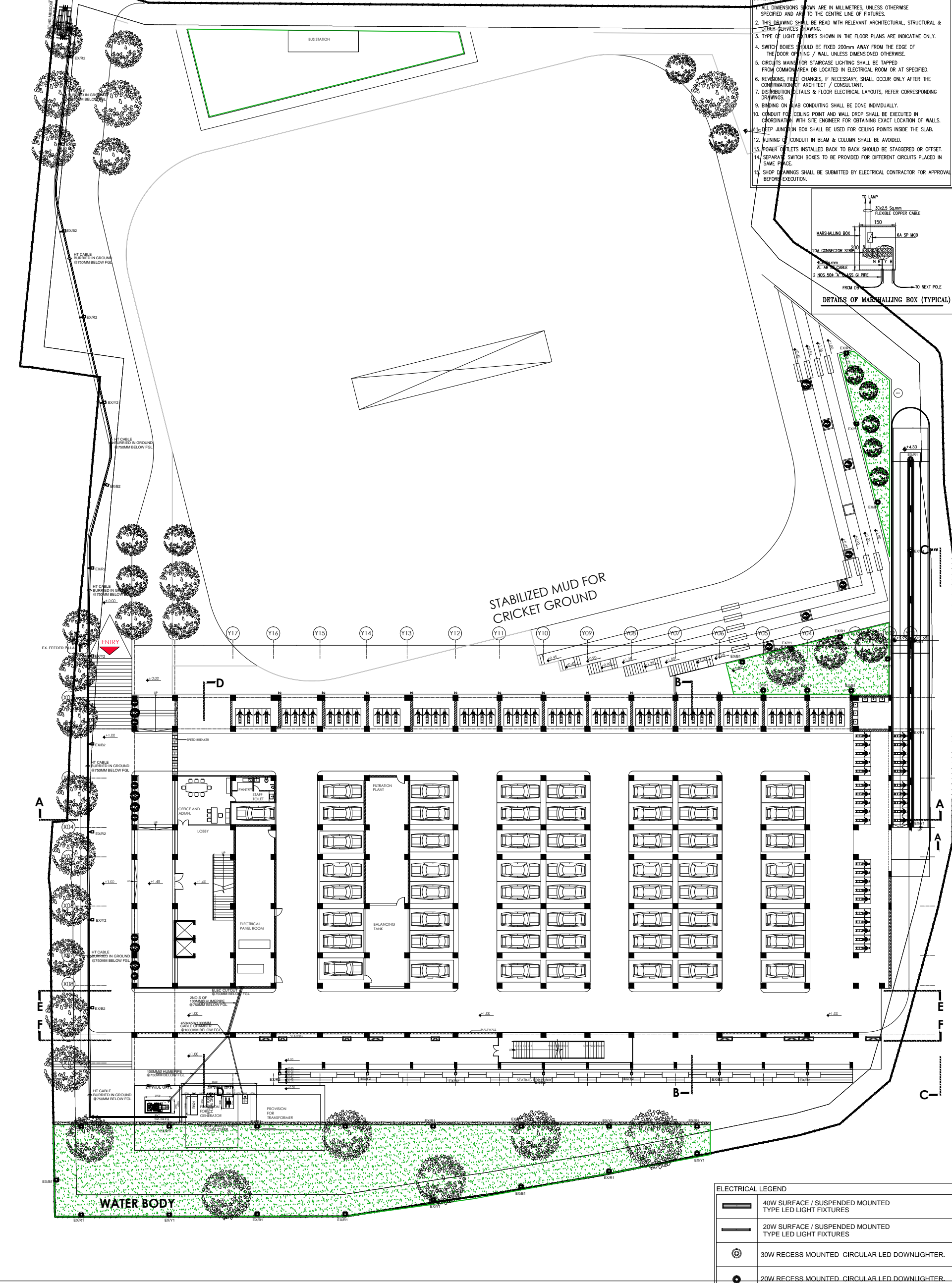
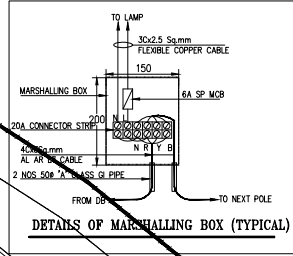
DRAWN BY: KRR	APPROVED BY: ASHOK MG	DATE: 12-01-2019	JOB NO: S-13070
DEALT/CKD BY: KIRAN R RAO	SCALE: A1-NTS	DRAWING NO: B1-S1-05	REVISION: R0

ARCHITECT: 2PKM ARCHITECTS
O LOBO COMPOUND, KADRI KAMBLA CROSS NEW ROAD, MANGALORE-575004

ASHOK ASSOCIATES
CONSULTING STRUCTURAL ENGINEERS
#22,Ranganatha Nilaya,1st A'Cross,2nd Main Anubhavanagar, Nagarabhai Main Road,Bangalore-72.
Ph: 080-23385621 Email: associates.ashok@gmail.com

- STANDARD NOTES:**
1. ALL DIMENSIONS SHOWN ARE IN MILLIMETRES, UNLESS OTHERWISE SPECIFIED AND ARE TO THE CENTRE LINE OF FIXTURES.
 2. THIS DRAWING SHALL BE READ WITH RELEVANT ARCHITECTURAL, STRUCTURAL & OTHER SERVICES DRAWING.
 3. TYPE OF LIGHT FIXTURES SHOWN IN THE FLOOR PLANS ARE INDICATIVE ONLY.
 4. SWITCH BOXES SHOULD BE FIXED 200mm AWAY FROM THE EDGE OF THE DOOR OPENING / WALL UNLESS DIMENSIONED OTHERWISE.
 5. CIRCUITS MARKS FOR STAIRCASE LIGHTING SHALL BE TAPPED FROM COMMON AREA TO LOCATED IN ELECTRICAL ROOM OR AS SPECIFIED.
 6. REVISIONS, FIELD CHANGES, IF NECESSARY, SHALL OCCUR ONLY AFTER THE CONFIRMATION OF ARCHITECT / CONSULTANT.
 7. DISTRIBUTION DETAILS & FLOOR ELECTRICAL LAYOUTS, REFER CORRESPONDING DRAWINGS.
 8. BONDING ON SLAB CONDUITING SHALL BE DONE INDIVIDUALLY.
 9. CONDUIT FOR CEILING POINT AND WALL DROP SHALL BE EXECUTED IN COORDINATION WITH SITE ENGINEER FOR OBTAINING EXACT LOCATION OF WALLS.
 10. DEEP JUNCTION BOX SHALL BE USED FOR CEILING POINTS INSIDE THE SLAB.
 11. RUNNING OF CONDUIT IN BEAM & COLUMN SHALL BE AVOIDED.
 12. POWER OUTLETS INSTALLED BACK TO BACK SHOULD BE STAGGERED OR OFFSET.
 13. SEPARATE SWITCH BOXES TO BE PROVIDED FOR DIFFERENT CIRCUITS PLACED IN SAME PLACE.
 14. SHOP DRAWINGS SHALL BE SUBMITTED BY ELECTRICAL CONTRACTOR FOR APPROVAL BEFORE EXECUTION.

KEY PLAN



APPROVAL DRAWING
Date: 15.03.19 Sign: _____
For: RALYS Consulting Engineers.

REV. NO.	DATE	COPIES	SIZE	SCALE	PRINT TYPE
RO	15.03.19				

ARCHIVING

PURPOSE	CONCEPT	DO	GFC	AS BUILT
FOR APPROVAL				
FOR CONSTRUCTION				
FOR RECORD				

PROJECT TITLE: PROPOSED SWIMMING POOL COMPLEX AT YEMMEKERE, MANGALORE

CLIENT: DEPT OF SPORTS & YOUTH SERVICES, GOVT. OF KARNATAKA

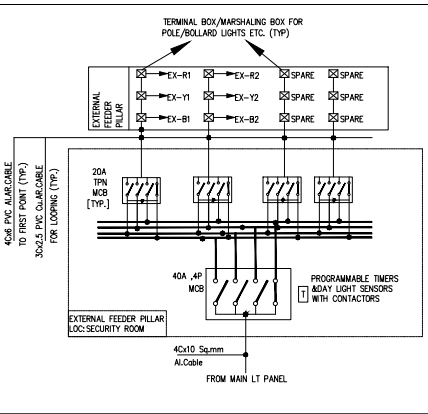
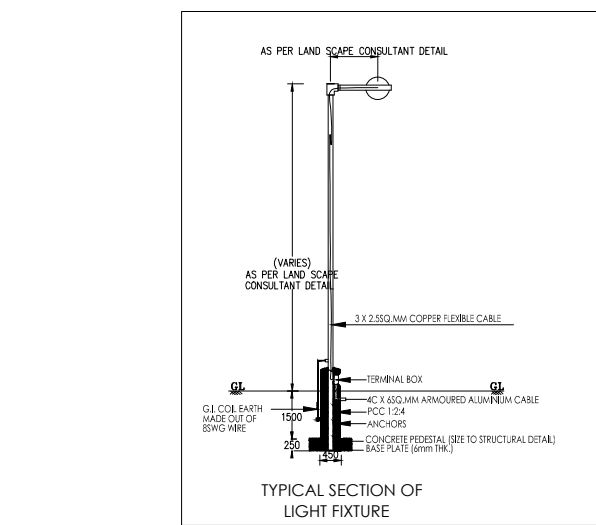
ARCHITECTS: 2PKM ARCHITECTS O LOBO COMPOUND, KADRI KAMBALA CROSS NEW ROAD MANGALORE-575004

ELECTRICAL LEGEND

	40W SURFACE / SUSPENDED MOUNTED TYPE LED LIGHT FIXTURES
	20W SURFACE / SUSPENDED MOUNTED TYPE LED LIGHT FIXTURES
	30W RECESS MOUNTED CIRCULAR LED DOWNLIGHTER.
	20W RECESS MOUNTED CIRCULAR LED DOWNLIGHTER.
	12W CIRCULAR RECESS MOUNTED LED DOWNLIGHTER.
	10W LED BULK HEAD LIGHT FIXTURE
	FAN REGULATOR
	6A SWITCH FOR LIGHTING PURPOSE
	60W LED POLE MOUNTED LIGHT FIXTURE (3MTRS)
	45W SINGLE ARM LED WALL MOUNTED LIGHT FIXTURE
	8W LED BOLLARD LIGHT FIXTURE
	6A SOCKET OUTLET FOR EXHAUST FAN
	EXHAUST FAN
	100W LED FLOOD LIGHT FIXTURE
	WALL MOUNTED FANS

LEGEND

	DISTRIBUTION BOARD
	1X6A 3PIN SOCKET CONTROLLED BY 6A SWITCH - RAWPOWER
	1X6/16A 6PIN SOCKET CONTROLLED BY 16A SWITCH - RAWPOWER
	20A SOCKET FOR AC
	2X6A 3PIN SOCKET CONTROLLED BY 16A SWITCH - UPS POWER
	TELEPHONE SOCKETS
	DATA POINT
	TV SOCKET
	JUNCTION BOX
	WI-FI ROUTER
	CABLE CHAMBER
	HUMPE PIPE





APPROVAL DRAWING
 Date: 08.04.19 Sign: _____
 For: RALYS Consulting Engineers

REV. NO.	DATE	COPIES	SIZE	SCALE	PRINT TYPE
RD	08.04.19				

ARCHIVING
 PURPOSE: [] CONCEPT [] DD [] GFC [] AS BUILT
 FOR APPROVAL []
 FOR DD []
 FOR CONSTRUCTION []
 FOR RECORD []

PROJECT TITLE:
PROPOSED SWIMMING POOL COMPLEX AT YEMKERE, MANGALORE

CLIENT:
MANGALURU SMART CITY LTD.

ARCHITECTS:
 2PKM ARCHITECTS
 O LOBO COMPOUND,
 KADRI KAMBALA CROSS NEW ROAD
 MANGALORE-575004

DRAWING TITLE
GROUND FLOOR ELECTRICAL LAYOUT

MEP Consulting Engineers
 1st Floor, 2245/7, 23rd Cross
 Banashankari 8 stage,
 Bangalore - 560 070
 Telephone: +91 80 41510757 / 41510767
 Email: rajy@ralys.com, rajy@consultants.com
 Web: www.ralys.com

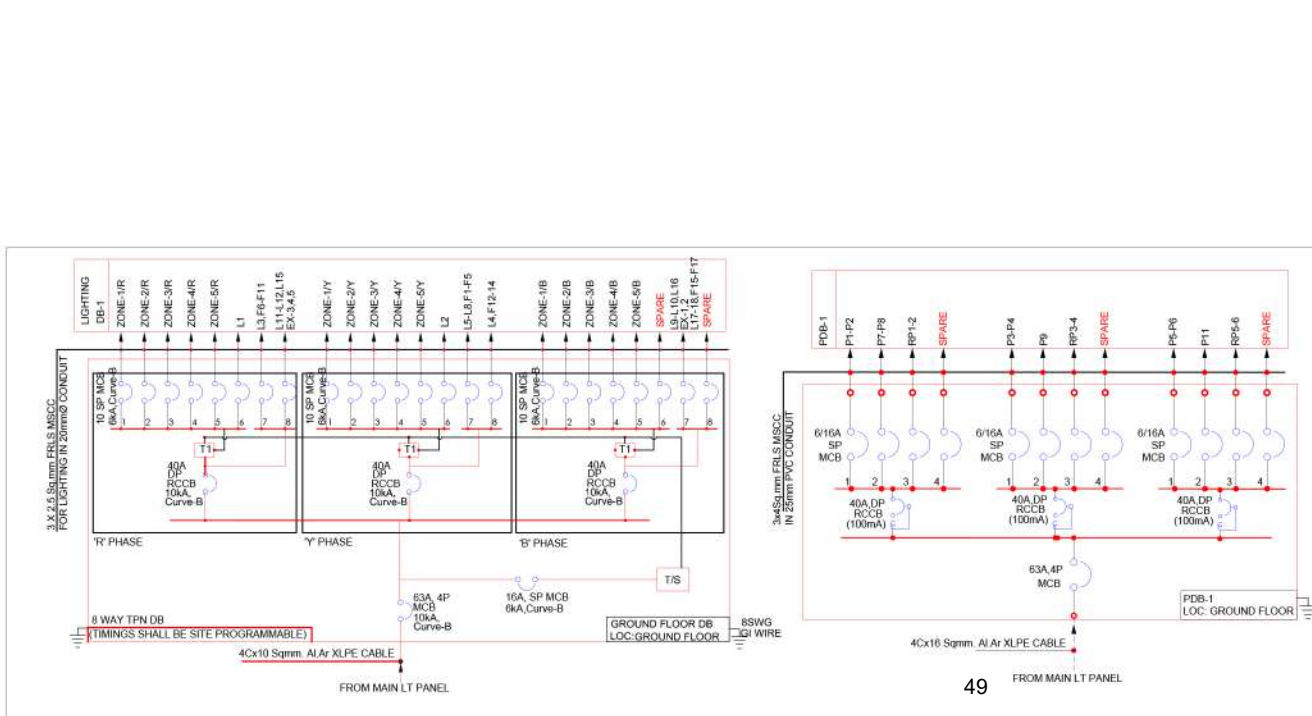
DESIGN TEAM	INITIALS	SIGNATURE
DESIGN ENGG	MA	
CAD ENGG	VP	
CHECKED	MA	
APPROVED	GR	
DESIGN MANAGER	---	

SERVICE	ELECTRICAL
TITLE	GROUND FLOOR ELECTRICAL LAYOUT
FLOOR	---
DESIGN	GROUND FLOOR
DRAWING No.	

ELECTRICAL LEGEND

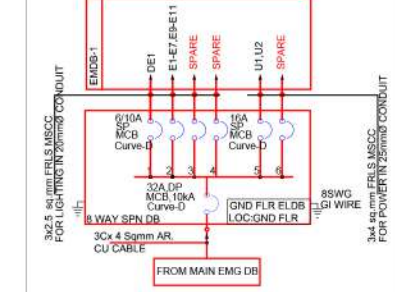
- 40W SURFACE / SUSPENDED MOUNTED TYPE LED LIGHT FIXTURES
- 20W SURFACE / SUSPENDED MOUNTED TYPE LED LIGHT FIXTURES
- 30W RECESS MOUNTED CIRCULAR LED DOWNLIGHTER.
- 20W RECESS MOUNTED CIRCULAR LED DOWNLIGHTER.
- 12W CIRCULAR RECESS MOUNTED LED DOWNLIGHTER.
- 10W LED BULK HEAD LIGHT FIXTURE
- FAN REGULATOR
- 6A SWITCH FOR LIGHTING PURPOSE
- 60W LED POLE MOUNTED LIGHT FIXTURE(3MTRS)
- 45W SINGLE ARM LED WALL MOUNTED LIGHT FIXTURE
- 8W LED BOLLARD LIGHT FIXTURE
- 6A SOCKET OUTLET FOR EXHAUST FAN
- EXHAUST FAN
- 100W LED FLOOD LIGHT FIXTURE
- WALL MOUNTED FANS

NOTE: LIGHT FIXTURE SPECIFICATION SHALL BE FOLLOWED AS PER BOQ

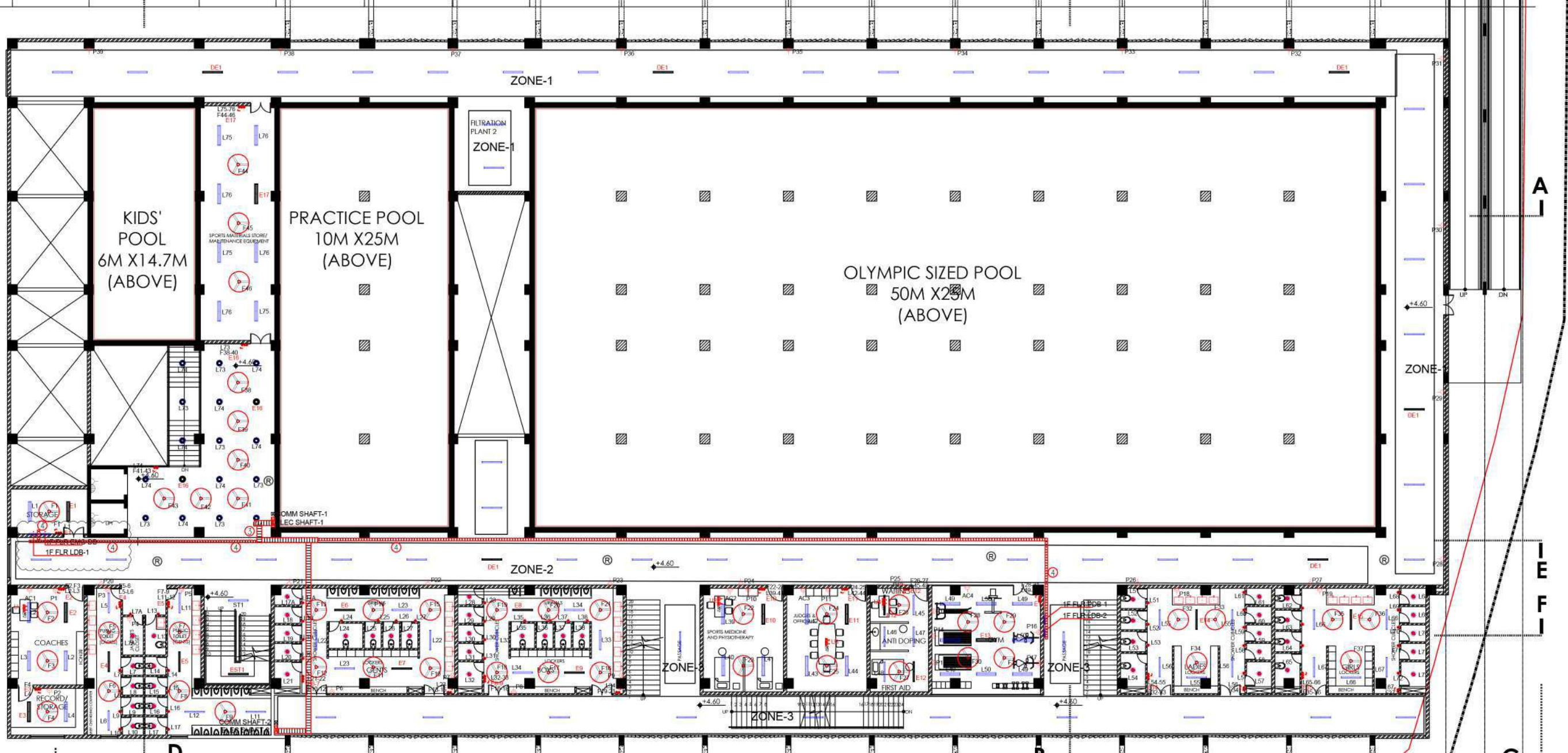


LEGEND

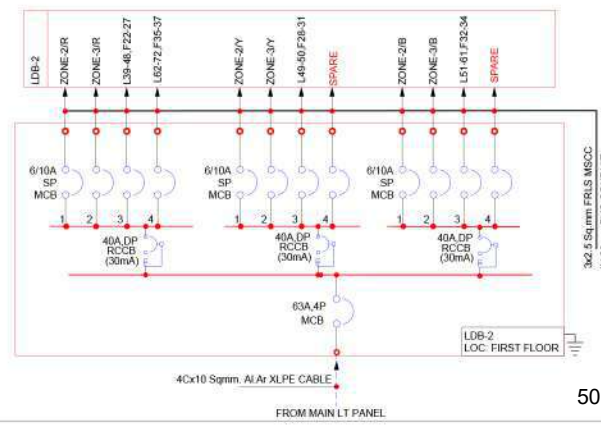
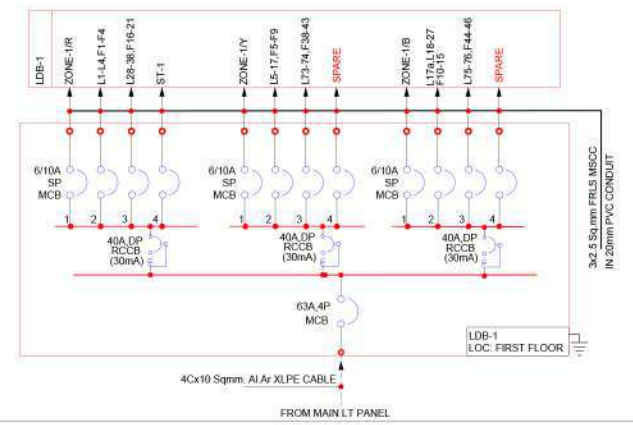
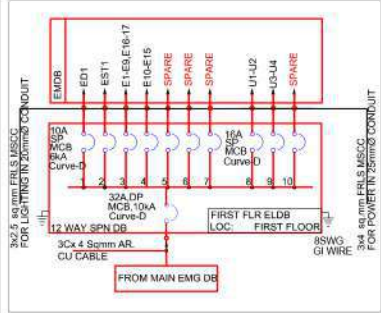
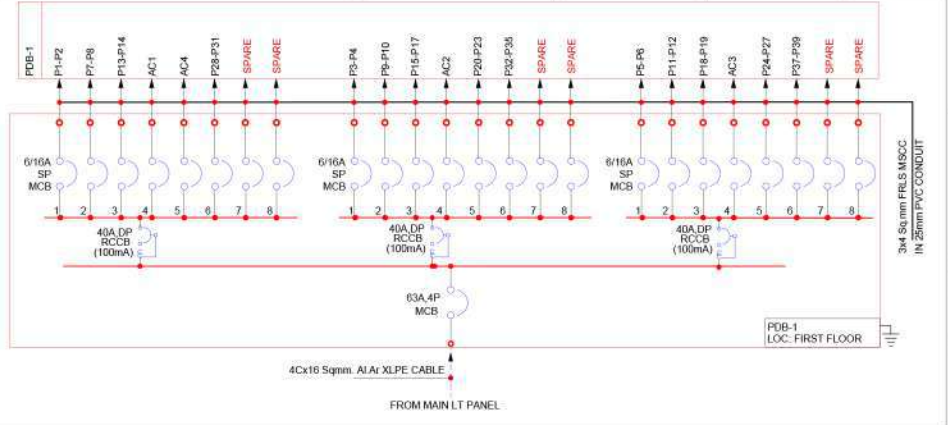
- DISTRIBUTION BOARD
- 1X6A 3PIN SOCKET CONTROLLED BY 6A SWITCH - RAWPOWER
- 1X6/16A 6PIN SOCKET CONTROLLED BY 16A SWITCH - RAWPOWER
- 20A SOCKET FOR AC
- 2X6A 3PIN SOCKET CONTROLLED BY 16A SWITCH - UPS POWER
- TELEPHONE SOCKETS
- DATA POINT
- TV SOCKET
- JUNCTION BOX
- WI-FI ROUTER
- CABLE CHAMBER
- HUMPE PIPE



- STANDARD NOTES:**
- ALL DIMENSIONS SHOWN ARE IN MILLIMETRES, UNLESS OTHERWISE SPECIFIED AND ARE TO THE CENTRE LINE OF FIXTURES.
 - THIS DRAWING SHALL BE READ WITH RELEVANT ARCHITECTURAL, STRUCTURAL & OTHER SERVICES DRAWING.
 - TYPE OF LIGHT FIXTURES SHOWN IN THE FLOOR PLANS ARE INDICATIVE ONLY.
 - SWITCH BOXES SHOULD BE FIXED 200mm AWAY FROM THE EDGE OF THE DOOR OPENING / WALL UNLESS DIMENSIONED OTHERWISE.
 - CIRCUITS MAINS FOR STAIRCASE LIGHTING SHALL BE TAPPED FROM COMMON AREA DB LOCATED IN ELECTRICAL ROOM OR AT SPECIFIED.
 - REVISIONS, FIELD CHANGES, IF NECESSARY, SHALL OCCUR ONLY AFTER THE CONFIRMATION OF ARCHITECT / CONSULTANT.
 - DISTRIBUTION DETAILS & FLOOR ELECTRICAL LAYOUTS, REFER CORRESPONDING DRAWINGS.
 - BINDING ON SLAB CONDUITING SHALL BE DONE INDIVIDUALLY.
 - CONDUIT FOR CEILING POINT AND WALL DROP SHALL BE EXECUTED IN COORDINATION WITH SITE ENGINEER FOR OBTAINING EXACT LOCATION OF WALLS.
 - DEEP JUNCTION BOX SHALL BE PROVIDED FOR DIFFERENT CIRCUITS PLACED IN SAME PLACE.
 - SWITCH BOX SHALL BE USED FOR CEILING POINTS INSIDE THE SLAB.
 - RUNNING OF CONDUIT IN BEAM & COLUMN SHALL BE AVOIDED.
 - POWER OUTLETS INSTALLED BACK TO BACK SHOULD BE STAGGERED OR OFFSET.
 - SEPARATE SWITCH BOXES TO BE PROVIDED FOR DIFFERENT CIRCUITS PLACED IN SAME PLACE.
 - SHOP DRAWINGS SHALL BE SUBMITTED BY ELECTRICAL CONTRACTOR FOR APPROVAL BEFORE EXECUTION.



APPROVAL DRAWING
 Date: 09.04.19 Sign: _____
 For: RALYS Consulting Engineers



- STANDARD NOTES:**
- ALL DIMENSIONS SHOWN ARE IN MILLIMETRES, UNLESS OTHERWISE SPECIFIED AND ARE TO THE CENTRE LINE OF FIXTURES.
 - THIS DRAWING SHALL BE READ WITH RELEVANT ARCHITECTURAL, STRUCTURAL & OTHER SERVICES DRAWING.
 - TYPE OF LIGHT FIXTURES SHOWN IN THE FLOOR PLANS ARE INDICATIVE ONLY.
 - SWITCH BOXES SHOULD BE FIXED 200mm AWAY FROM THE EDGE OF THE DOOR OPENING / WALL UNLESS DIMENSIONED OTHERWISE.
 - CIRCUIT MARKS FOR STAIRCASE LIGHTING SHALL BE TAPPED FROM COMMON AREA DB LOCATED IN ELECTRICAL ROOM OR AT SPECIFIED.
 - REVISIONS, FIELD CHANGES, IF NECESSARY, SHALL OCCUR ONLY AFTER THE CONFIRMATION OF ARCHITECT / CONSULTANT.
 - DISTRIBUTION DETAILS & FLOOR ELECTRICAL LAYOUTS, REFER CORRESPONDING DRAWINGS.
 - BINDING ON SLAB CONDUITING SHALL BE DONE INDIVIDUALLY.
 - CONDUIT FOR CEILING POINT AND WALL DROP SHALL BE EXECUTED IN COORDINATION WITH SITE ENGINEER FOR OBTAINING EXACT LOCATION OF WALLS.
 - DEEP JUNCTION BOX SHALL BE USED FOR CEILING POINTS INSIDE THE SLAB.
 - BINDING OF CONDUIT IN BEAM & COLUMN SHALL BE AVOIDED.
 - POWER OUTLETS INSTALLED BACK TO BACK SHOULD BE STAGGERED OR OFFSET.
 - SEPARATE SWITCH BOXES TO BE PROVIDED FOR DIFFERENT CIRCUITS PLACED IN SAME PLACE.
 - SHOP DRAWINGS SHALL BE SUBMITTED BY ELECTRICAL CONTRACTOR FOR APPROVAL BEFORE EXECUTION.

- LEGEND:**
- DISTRIBUTION BOARD
 - 1x6A 3PIN SOCKET CONTROLLED BY 6A SWITCH - RAWPOWER
 - 1x8/16A 6PIN SOCKET CONTROLLED BY 16A SWITCH - RAWPOWER
 - 20A SOCKET FOR AC
 - 2x8A 3PIN SOCKET CONTROLLED BY 16A SWITCH - UPS POWER
 - TELEPHONE SOCKETS
 - DATA POINT
 - TV SOCKET
 - JUNCTION BOX
 - WI-FI ROUTER
 - CABLE CHAMBER
 - HUMPE PIPE

- ELECTRICAL LEGEND:**
- 40W SURFACE / SUSPENDED MOUNTED TYPE LED LIGHT FIXTURES
 - 20W SURFACE / SUSPENDED MOUNTED TYPE LED LIGHT FIXTURES
 - 30W RECESS MOUNTED CIRCULAR LED DOWNLIGHTER.
 - 20W RECESS MOUNTED CIRCULAR LED DOWNLIGHTER.
 - 12W CIRCULAR RECESS MOUNTED LED DOWNLIGHTER.
 - 10W LED BULK HEAD LIGHT FIXTURE
 - FAN REGULATOR
 - 6A SWITCH FOR LIGHTING PURPOSE
 - 60W LED POLE MOUNTED LIGHT FIXTURE(3MTRS)
 - 45W SINGLE ARM LED WALL MOUNTED LIGHT FIXTURE
 - 8W LED BOLLARD LIGHT FIXTURE
 - 6A SOCKET OUTLET FOR EXHAUST FAN
 - EXHAUST FAN
 - 100W LED FLOOD LIGHT FIXTURE
 - WALL MOUNTED FANS

REV NO.	DATE	COPIES	SIZE	SCALE	PRINT TYPE
01	09.04.19				

PROJECT TITLE:
PROPOSED SWIMMING POOL COMPLEX AT YEMKERE, MANGALORE

CLIENT:
MANGALURU SMART CITY LTD.

ARCHITECTS:
 2PKM ARCHITECTS
 O LOBO COMPOUND,
 KADRI KAMLA CROSS NEW ROAD
 MANGALORE-575004

DRAWING TITLE:
FIRST FLOOR ELECTRICAL LAYOUT

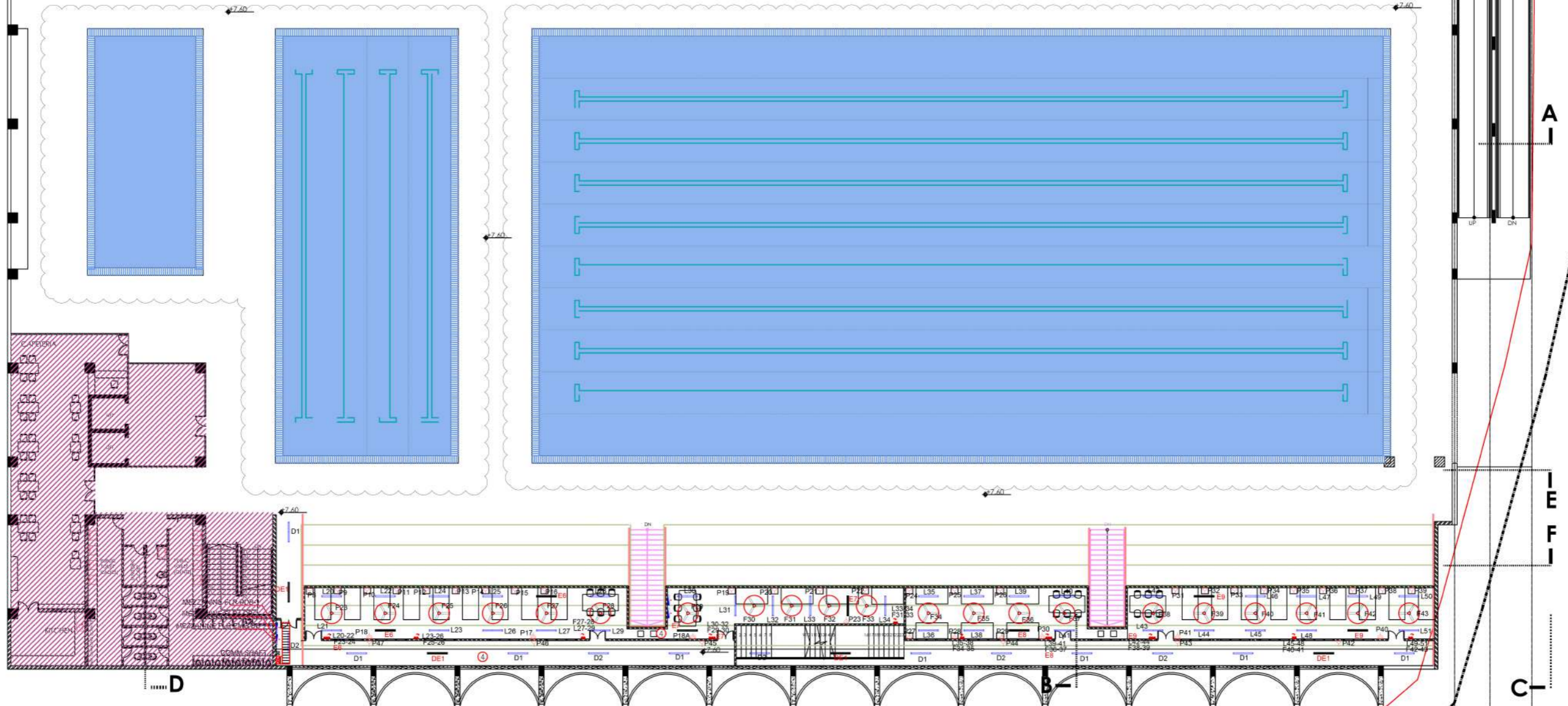
RALYS Consulting Engineers
 1st Floor, 2245/7, 23rd Cross
 Banashankari II stage,
 Bangalore - 560 070
 Telephone: +91 98 41510757 / 41510767
 Email: ralyse@rallysconsultants.com
 Web: www.ralys.com

DESIGN TEAM	INITIALS	SIGNATURE
DESIGN ENGG	MA	
LEAD ENGG	V.P	
CHECKED	MA	
APPROVED	GR	
DESIGN MANAGER	---	

SERVICE: ELECTRICAL
 TITLE: FIRST FLOOR ELECTRICAL LAYOUT
 BLOCK: ---
 FLOOR: FIRST FLOOR
 DRAWING No: 2

LIGHTING DETAILS AS PER SWIMMING POOL VENDOR.

LIGHTING DETAILS AS PER SWIMMING POOL VENDOR.



APPROVAL DRAWING
Date: 09.04.19 Sign: _____
For: RALYS Consulting Engineers.

REV. No.	DATE	COPIES	SIZE	SCALE	PRINT TYPE
01	09.04.19				

ARCHIVING

PURPOSE: [] CONCEPT [] DD [] GFC [] AS BUILT

FOR APPROVAL: []

FOR DD: []

FOR CONSTRUCTION: []

FOR RECORD: []

PROJECT TITLE: **PROPOSED SWIMMING POOL COMPLEX AT YEMEKERE, MANGALORE**

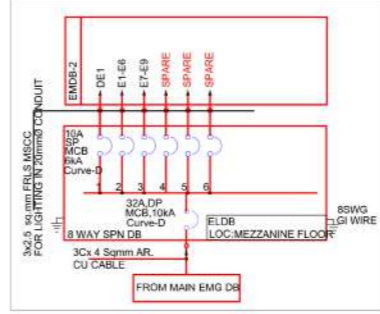
CLIENT: **MANGALURU SMART CITY LTD.**

ARCHITECTS: **ZPKM ARCHITECTS**
O LOBO COMPOUND, KADRI KAMLA CROSS NEW ROAD MANGALORE-575004

DRAWING TITLE: **MEZZANINE FLOOR ELECTRICAL LAYOUT**

DESIGN TEAM	INITIALS	SIGNATURE
DESIGN ENGG.	MA	
CAD ENGG.	V/P	
CHECKED	MA	
APPROVED	G/R	
DESIGN MANAGER	...	

SERVICE	ELECTRICAL
TITLE	MEZZANINE FLOOR ELECTRICAL LAYOUT
FLOOR	MEZZANINE FLOOR
DRAWING No.	



LEGEND.

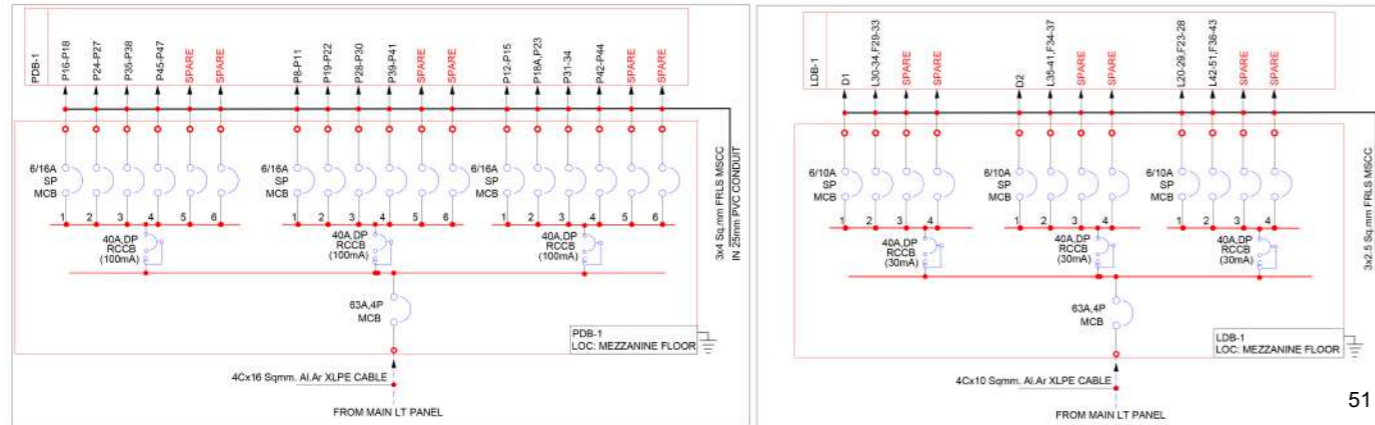
[Symbol]	DISTRIBUTION BOARD
[Symbol]	1X6A 3PIN SOCKET CONTROLLED BY 6A SWITCH - RAWPOWER
[Symbol]	1X6A 6PIN SOCKET CONTROLLED BY 16A SWITCH - RAWPOWER
[Symbol]	20A SOCKET FOR AC
[Symbol]	2X6A 3PIN SOCKET CONTROLLED BY 16A SWITCH - UPS POWER
[Symbol]	TELEPHONE SOCKETS
[Symbol]	DATA POINT
[Symbol]	TV SOCKET
[Symbol]	JUNCTION BOX
[Symbol]	WI-FI ROUTER
[Symbol]	CABLE CHAMBER
[Symbol]	HUMPE PIPE

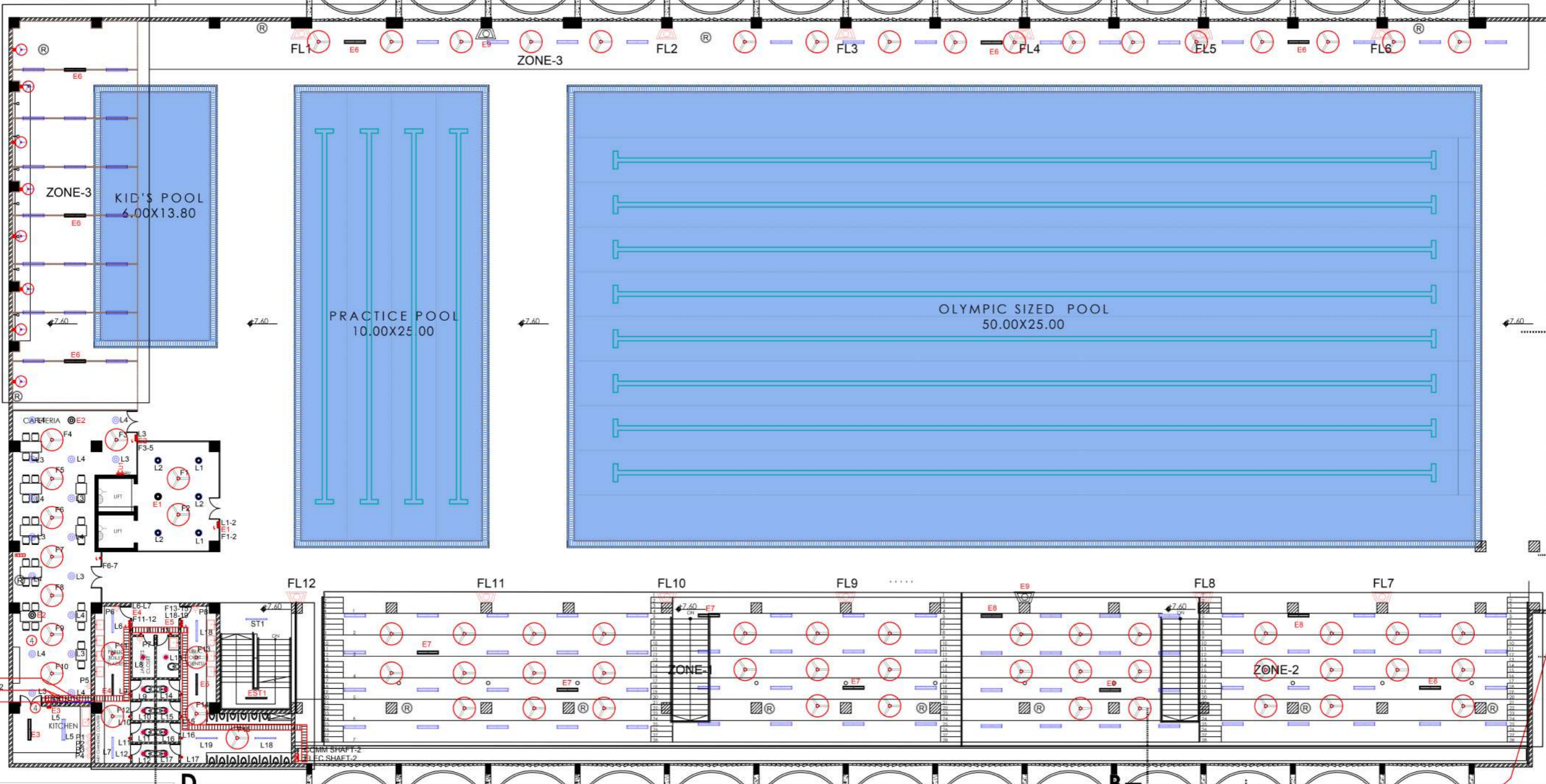
ELECTRICAL LEGEND

[Symbol]	40W SURFACE / SUSPENDED MOUNTED TYPE LED LIGHT FIXTURES
[Symbol]	20W SURFACE / SUSPENDED MOUNTED TYPE LED LIGHT FIXTURES
[Symbol]	30W RECESS MOUNTED CIRCULAR LED DOWNLIGHTER.
[Symbol]	20W RECESS MOUNTED CIRCULAR LED DOWNLIGHTER.
[Symbol]	12W CIRCULAR RECESS MOUNTED LED DOWNLIGHTER.
[Symbol]	10W LED BULK HEAD LIGHT FIXTURE
[Symbol]	FAN REGULATOR
[Symbol]	6A SWITCH FOR LIGHTING PURPOSE
[Symbol]	60W LED POLE MOUNTED LIGHT FIXTURE(3MTRS)
[Symbol]	45W SINGLE ARM LED WALL MOUNTED LIGHT FIXTURE
[Symbol]	8W LED BOLLARD LIGHT FIXTURE
[Symbol]	6A SOCKET OUTLET FOR EXHAUST FAN
[Symbol]	EXHAUST FAN
[Symbol]	100W LED FLOOD LIGHT FIXTURE
[Symbol]	WALL MOUNTED FANS

STANDARD NOTES:

- ALL DIMENSIONS SHOWN ARE IN MILLIMETRES, UNLESS OTHERWISE SPECIFIED AND ARE TO THE CENTRE LINE OF FIXTURES.
- THIS DRAWING SHALL BE READ WITH RELEVANT ARCHITECTURAL, STRUCTURAL & OTHER SERVICES DRAWING.
- TYPE OF LIGHT FIXTURES SHOWN IN THE FLOOR PLANS ARE INDICATIVE ONLY.
- SWITCH BOXES SHOULD BE FIXED 200mm AWAY FROM THE EDGE OF THE DOOR OPENING / WALL UNLESS DIMENSIONED OTHERWISE.
- CIRCUITS MAINS FOR STAIRCASE LIGHTING SHALL BE TAPPED FROM COMMON AREA DB LOCATED IN ELECTRICAL ROOM OR AT SPECIFIED.
- REVISIONS, FIELD CHANGES, IF NECESSARY, SHALL OCCUR ONLY AFTER THE CONFIRMATION OF ARCHITECT / CONSULTANT.
- DISTRIBUTION DETAILS & FLOOR ELECTRICAL LAYOUTS, REFER CORRESPONDING DRAWINGS.
- BINDING ON SLAB CONDUITING SHALL BE DONE INDIVIDUALLY.
- CONDUIT FOR CEILING POINT AND WALL DROP SHALL BE EXECUTED IN COORDINATION WITH SITE ENGINEER FOR OBTAINING EXACT LOCATION OF WALLS.
- DEEP JUNCTION BOX SHALL BE USED FOR CEILING POINTS INSIDE THE SLAB.
- RUNNING OF CONDUIT IN BEAM & COLUMN SHALL BE AVOIDED.
- POWER OUTLETS INSTALLED BACK TO BACK SHOULD BE STAGGERED OR OFFSET.
- SEPARATE SWITCH BOXES TO BE PROVIDED FOR DIFFERENT CIRCUITS PLACED IN SAME PLACE.
- SHOP DRAWINGS SHALL BE SUBMITTED BY ELECTRICAL CONTRACTOR FOR APPROVAL BEFORE EXECUTION.





APPROVAL DRAWING
 Date: 09.04.19 Sign: _____
 For: RALYS Consulting Engineers

REV No.	DATE	COPIES	SIZE	SCALE	PRINT TYPE
01	09.04.19				

PURPOSE	CONCEPT	DO	GFC	AS BUILT
FOR APPROVAL				
FOR RECORD				

PROJECT TITLE: **PROPOSED SWIMMING POOL COMPLEX AT YEMMEKERE, MANGALORE**

CUSTOMER: **MANGALURU SMART CITY LTD.**

ARCHITECTS: **ZPKM ARCHITECTS**
 O LOBO COMPOUND, KADRI KAMBLA CROSS NEW ROAD MANGALORE-575004

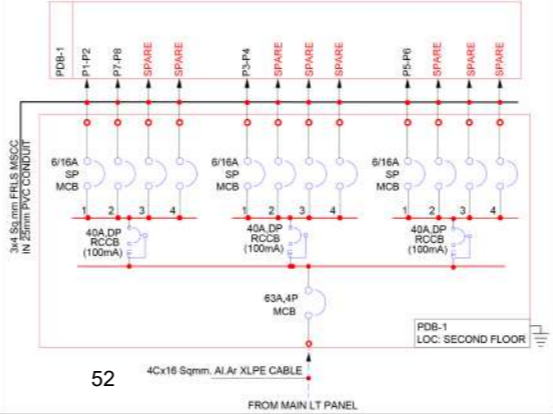
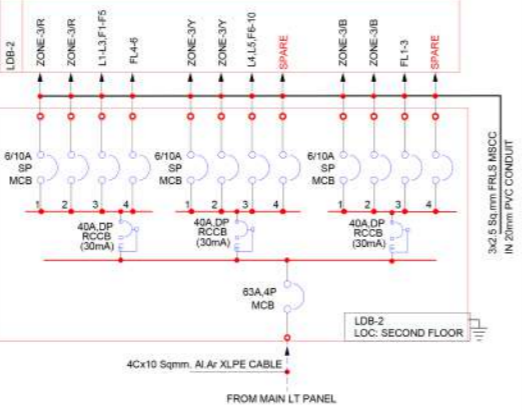
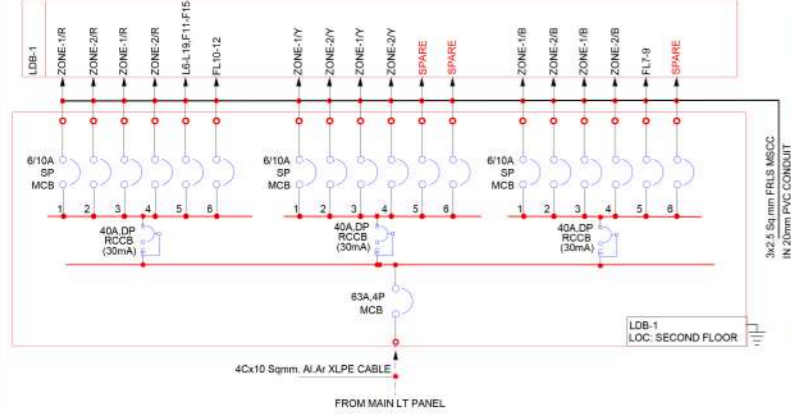
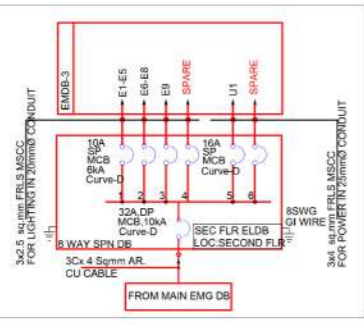
DRAWING TITLE: **SECOND FLOOR ELECTRICAL LAYOUT**

MEP Consulting Engineers
 1st Floor, 2245/1, 23rd Cross, Bangalore - 560 070
 Telephone: +91 80 41510757 / 41510767
 Email: ralsys@ralsysconsultants.com
 Web: www.ralsys.com

DESIGN TEAM	INITIALS	SIGNATURE
DESIGN ENGG	MA	
CAD ENGG	V/P	
CHECKED	MA	
APPROVED	G/R	
DESIGN MANAGER	...	

SERVICE	ELECTRICAL
TITLE	SECOND FLOOR ELECTRICAL LAYOUT
FLOOR	SECOND FLOOR
DRAWING No.	

- STANDARD NOTES:**
- ALL DIMENSIONS SHOWN ARE IN MILLIMETRES, UNLESS OTHERWISE SPECIFIED AND ARE TO THE CENTRE LINE OF FIXTURES.
 - THIS DRAWING SHALL BE READ WITH RELEVANT ARCHITECTURAL, STRUCTURAL & OTHER SERVICES DRAWING.
 - TYPE OF LIGHT FIXTURES SHOWN IN THE FLOOR PLANS ARE INDICATIVE ONLY.
 - SWITCH BOXES SHOULD BE FIXED 200mm AWAY FROM THE EDGE OF THE DOOR OPENING / WALL UNLESS DIMENSIONED OTHERWISE.
 - DRUITS MAINS FOR STAIRCASE LIGHTING SHALL BE TAPPED FROM COMMON AREA DB LOCATED IN ELECTRICAL ROOM OR AT SPECIFIED.
 - REVISIONS, FIELD CHANGES, IF NECESSARY, SHALL OCCUR ONLY AFTER THE CONFIRMATION OF ARCHITECT / CONSULTANT.
 - DISTRIBUTION DETAILS & FLOOR ELECTRICAL LAYOUTS, REFER CORRESPONDING DRAWINGS.
 - BONDING ON SLAB CONDUITING SHALL BE DONE INDIVIDUALLY.
 - CONDUIT FOR CEILING POINT AND WALL DROP SHALL BE EXECUTED IN COORDINATION WITH SITE ENGINEER FOR OBTAINING EXACT LOCATION OF WALLS.
 - DEEP JUNCTION BOX SHALL BE USED FOR CEILING POINTS INSIDE THE SLAB.
 - RUNNING OF CONDUIT IN BEAM & COLUMN SHALL BE AVOIDED.
 - POWER OUTLETS INSTALLED BACK TO BACK SHOULD BE STAGGERED OR OFFSET.
 - SEPARATE SWITCH BOXES TO BE PROVIDED FOR DIFFERENT DRUITS PLACED IN SAME PLACE.
 - SHOP DRAWINGS SHALL BE SUBMITTED BY ELECTRICAL CONTRACTOR FOR APPROVAL BEFORE EXECUTION.



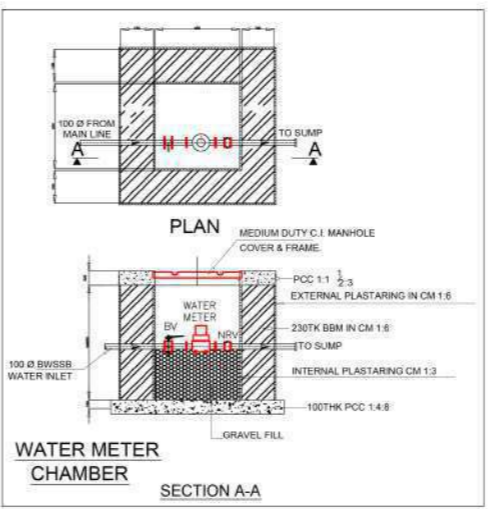
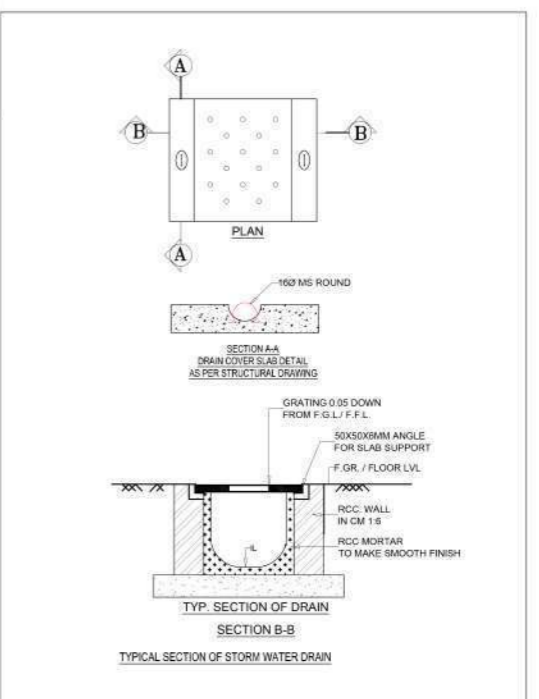
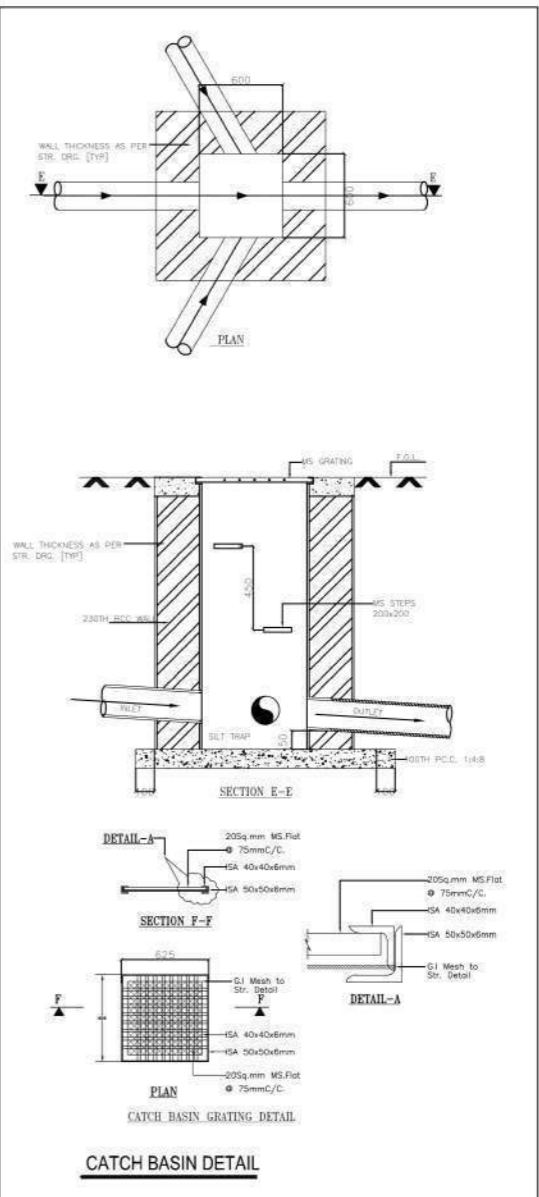
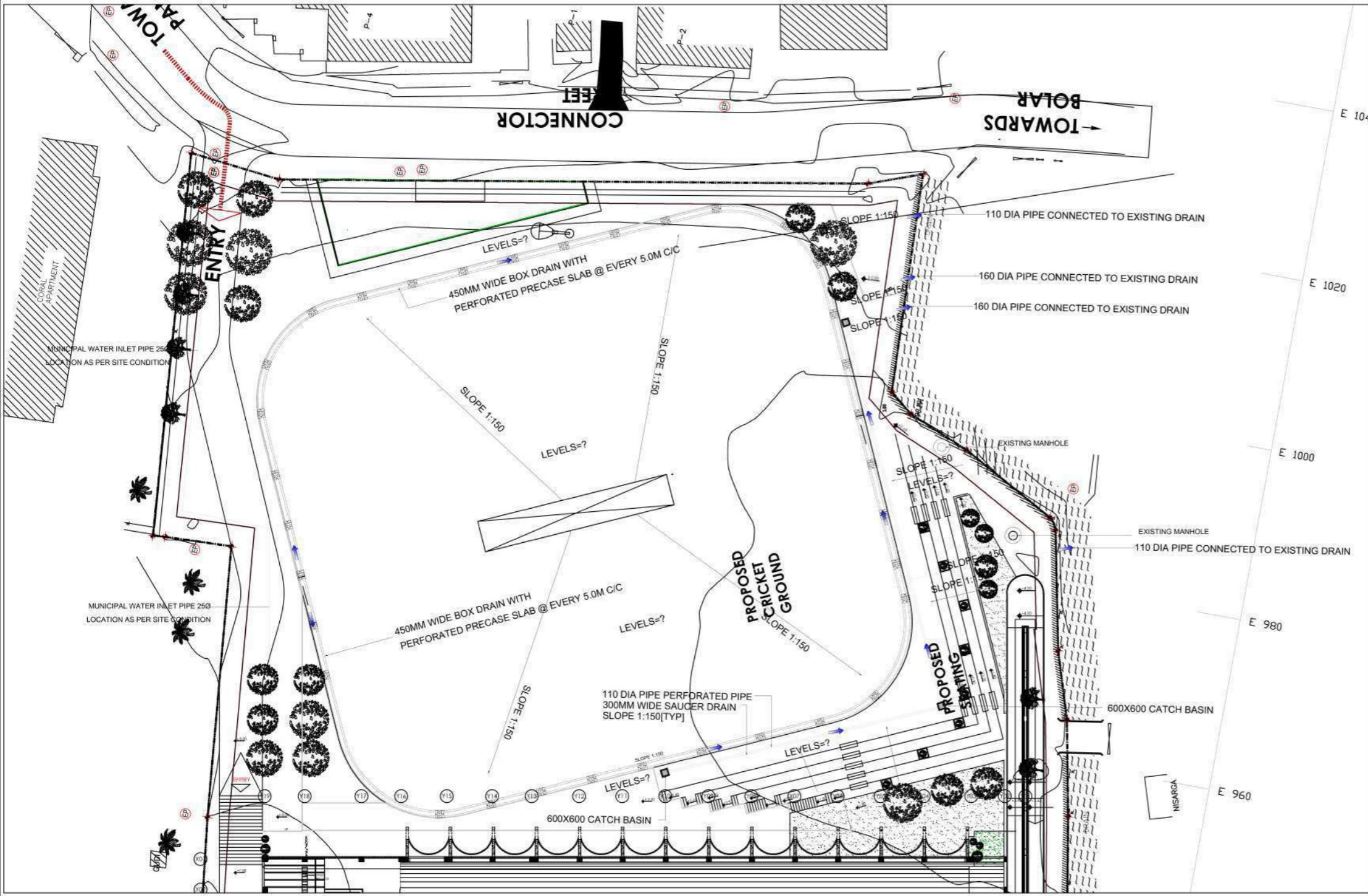
LEGEND

- DISTRIBUTION BOARD
- 1X6A 3PIN SOCKET CONTROLLED BY 6A SWITCH - RAWPOWER
- 1X8/16A 6PIN SOCKET CONTROLLED BY 16A SWITCH - RAWPOWER
- 20A SOCKET FOR AC
- 2X8A 3PIN SOCKET CONTROLLED BY 16A SWITCH - UPS POWER
- TELEPHONE SOCKETS
- DATA POINT
- TV SOCKET
- JUNCTION BOX
- WI-FI ROUTER
- CABLE CHAMBER
- HUMPE PIPE

ELECTRICAL LEGEND

- 40W SURFACE / SUSPENDED MOUNTED TYPE LED LIGHT FIXTURES
- 20W SURFACE / SUSPENDED MOUNTED TYPE LED LIGHT FIXTURES
- 30W RECESS MOUNTED CIRCULAR LED DOWNLIGHTER.
- 20W RECESS MOUNTED CIRCULAR LED DOWNLIGHTER.
- 12W CIRCULAR RECESS MOUNTED LED DOWNLIGHTER.
- 10W LED BULK HEAD LIGHT FIXTURE
- FAN REGULATOR
- 6A SWITCH FOR LIGHTING PURPOSE
- 60W LED POLE MOUNTED LIGHT FIXTURE(3MTRS)
- 45W SINGLE ARM LED WALL MOUNTED LIGHT FIXTURE
- 8W LED BOLLARD LIGHT FIXTURE
- 6A SOCKET OUTLET FOR EXHAUST FAN
- EXHAUST FAN
- 100W LED FLOOD LIGHT FIXTURE
- WALL MOUNTED FANS

NOTE: LIGHT FIXTURE SPECIFICATION SHALL BE FOLLOWED AS PER BOB



KEY PLAN

NOTES

1. ALL DIMENSIONS ARE IN MM UNLESS OTHERWISE MENTIONED.
2. THIS DRAWING SHALL BE READ IN CONJUNCTION WITH RELEVANT ARCHITECTURAL & OTHER SERVICES DRAWINGS.
3. ANY DISCREPANCY @ SITE DURING EXECUTION SHALL BE BROUGHT NOTICE TO CONSULTANTS/SITE ENGG.

PHELEGEND	
DIL	DRAIN INVERT LEVEL
GT	GULLY TRAP 300X300
IC	INSPECTION CHAMBER 600X600
CB	CATCH BASIN 600X600
CBIL	CATCH BASIN INVERT LEVEL
PIL	PIPE INVERT LEVEL
MH	MANHOLE 600Ø

TENDER DRAWING

Date: **20.04.19** Sign: _____
For: RALYS Consulting Engineers

ARCHIVING					
REV No.	DATE	COPIES	SIZE	SCALE	PRINT TYPE
R0	20.04.19			1:200	

PURPOSE	CONCEPT	DD	GFC	AS BUILT
FOR APPROVAL				
FOR DD				
FOR CONSTRUCTION				
FOR RECORD				

PROJECT TITLE:
PROPOSED SWIMMING POOL COMPLEX AT YEMMEKERE, MANGALORE

CLIENT:
MANGALURU SMART CITY LTD.

ARCHITECTS:
2PKM ARCHITECTS
O LOBO COMPOUND,
KADRI KAMBLA CROSS NEW ROAD
MANGALORE-575004

DRAWING TITLE

CONSULTANTS:
RALYS Consulting Engineers
1st Floor, 2245/1, 23rd Cross
Banashankari II stage,
Bangalore - 560 070
Telephone: +91 80 41510757 /41510767
Email: ralyse@ralysconsultants.com
Web: www.ralys.com

DESIGN TEAM	INITIALS	SIGNATURE	NORTH
DESIGN ENGG	A.V.P		
CAD ENGG	A.V.P		
CHECKED	D.N		
APPROVED	B.H.B		
DESIGN MANAGER	- - -		

SERVICE	PLUMBING
TITLE	
BLOCK	
FLOOR	MASTER PLAN
DRAWING No.	

KEY PLAN

NOTES

1. ALL DIMENSIONS ARE IN MM UNLESS OTHERWISE MENTIONED
2. THIS DRAWING SHALL BE READ IN CONJUNCTION WITH RELEVANT ARCHITECTURAL & OTHER SERVICES DRAWINGS
3. ANY DISCREPANCY @ SITE DURING EXECUTION SHALL BE BROUGHT NOTICE TO CONSULTANTS/SITE ENGG

PHELEGEND	
DIL	DRAIN INVERT LEVEL
GT	GULLY TRAP 300X300
IC	INSPECTION CHAMBER 600X600
CB	CATCH BASIN 600X600
CBIL	CATCH BASIN INVERT LEVEL
PIL	PIPE INVERT LEVEL
MH	MANHOLE 600Ø

TENDER DRAWING

Date: 20.04.19 Sign: _____

For: RALYS Consulting Engineers

ARCHIVING					
REV.No.	DATE	COPIES	SIZE	SCALE	PRINT TYPE
R0	20.04.19			1:200	

PURPOSE	CONCEPT	DD	GFC	AS BUILT
FOR APPROVAL				
FOR DD				
FOR CONSTRUCTION				
FOR RECORD				

PROJECT TITLE:

PROPOSED SWIMMING POOL COMPLEX AT YEMMEKERE, MANGALORE

CLIENT:

DEPT OF SPORTS & YOUTH SERVICES, GOVT. OF KARNATAKA

ARCHITECTS:


2PKM ARCHITECTS
O LOBO COMPOUND,
KADRI KAMBLA CROSS NEW ROAD
MANGALORE-575004

DRAWING TITLE

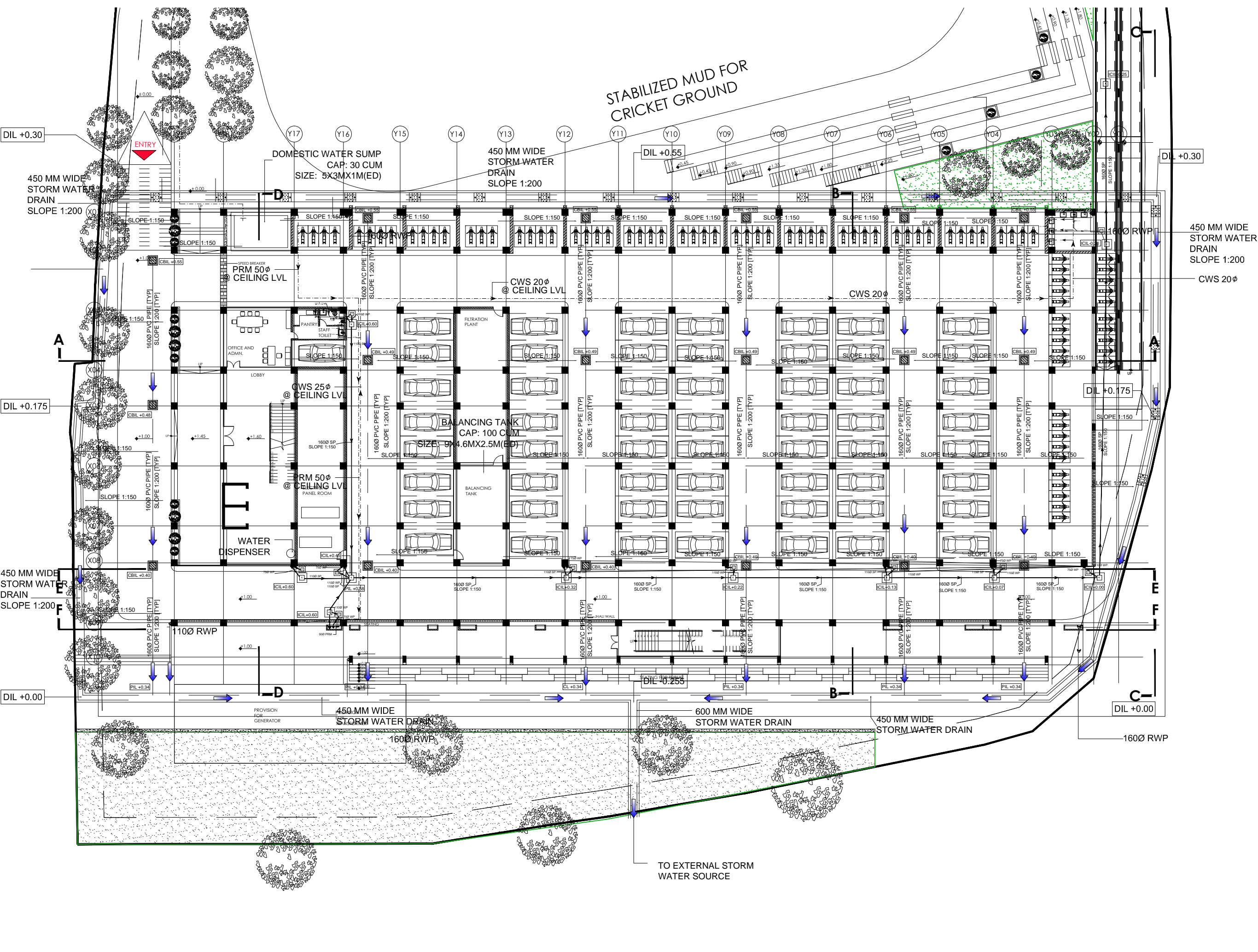
GROUND FLOOR PLUMBING LAYOUT

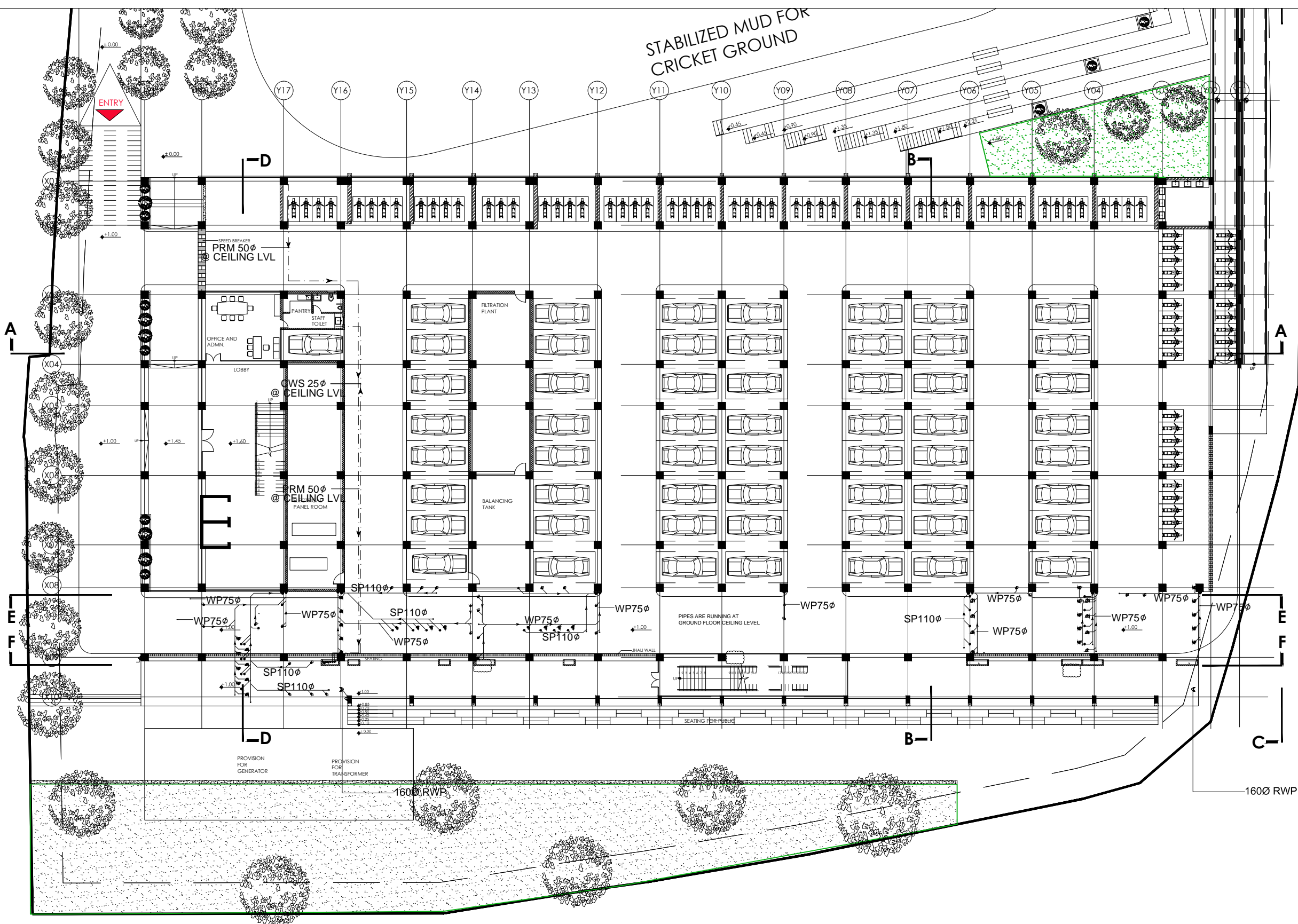
CONSULTANTS:

RALYS Ralys Consulting Engineers
1st Floor, 2245/1, 23rd Cross
Banashankari II stage,
Bangalore - 560 070
Telefax - +91 80 41510757 / 41510767
Email: ralystralys@ralysconsultants.com
Web: www.ralys.com

DESIGN TEAM	INITIALS	SIGNATURE	NORTH
DESIGN ENGG	A.V.P		
CAD ENGG	A.V.P		
CHECKED	D.N		
APPROVED	B.H.B		
DESIGN MANAGER	- - -		

SERVICE	PLUMBING
TITLE	GROUND FLOOR PLAN
BLOCK	-----
FLOOR	GROUND FLOOR
DRAWING No.	SP=PHE-02





GROUND FLOOR CEILING LEVEL

KEY PLAN

NOTES

1. ALL DIMENSIONS ARE IN MM UNLESS OTHERWISE MENTIONED
2. THIS DRAWING SHALL BE READ IN CONJUNCTION WITH RELEVANT ARCHITECTURAL & OTHER SERVICES DRAWINGS
3. ANY DISCREPANCY @ SITE DURING EXECUTION SHALL BE BROUGHT NOTICE TO CONSULTANTS/SITE ENGG

LEGEND

NOT DESCRIPTION	LEGEND
EUROPEAN WATER CLOSET	[Symbol]
HEALTH FAUCET	[Symbol]
SHOWER	[Symbol]
WASH BASIN	[Symbol]
FLOOR TRAP	[Symbol]
KITCHEN SINK	[Symbol]
VALVE	[Symbol]
WASTE PIPE DROP	[Symbol]
SOIL PIPE DROP	[Symbol]
1100 SOIL PIPE (VERTICAL STACK)	[Symbol]
630 VENT PIPE (VERTICAL STACK)	[Symbol]
1100 WASTE PIPE (VERTICAL STACK)	[Symbol]
DOMESTIC WATER SUPPLY (VERTICAL STACK)	[Symbol]
HOT WATER SUPPLY (VERTICAL STACK)	[Symbol]
TERRACE RAIN WATER PIPE (VERTICAL STACK)	[Symbol]
SP	SOIL PIPE
WP	WASTE PIPE
CWS	COLD WATER SUPPLY
HWS	HOT WATER SUPPLY
C1	CORRECT IN SLAB OF SIZE 150mmφ

TENDER DRAWING

Date: 20.04.19 Sign: _____

For: RALYS Consulting Engineers

ARCHIVING

REV.No.	DATE	COPIES	SIZE	SCALE	PRINT TYPE
R0	20.04.19			1:200	

PURPOSE	CONCEPT	DD	GFC	AS BUILT
FOR APPROVAL				
FOR DD				
FOR CONSTRUCTION				
FOR RECORD				

PROJECT TITLE:

PROPOSED SWIMMING POOL COMPLEX AT YEMMEKERE, MANGALORE

CLIENT:

DEPT OF SPORTS & YOUTH SERVICES, GOVT. OF KARNATAKA

ARCHITECTS:

2PKM ARCHITECTS
O LOBO COMPOUND,
KADRI KAMBLA CROSS NEW ROAD
MANGALORE-575004

DRAWING TITLE

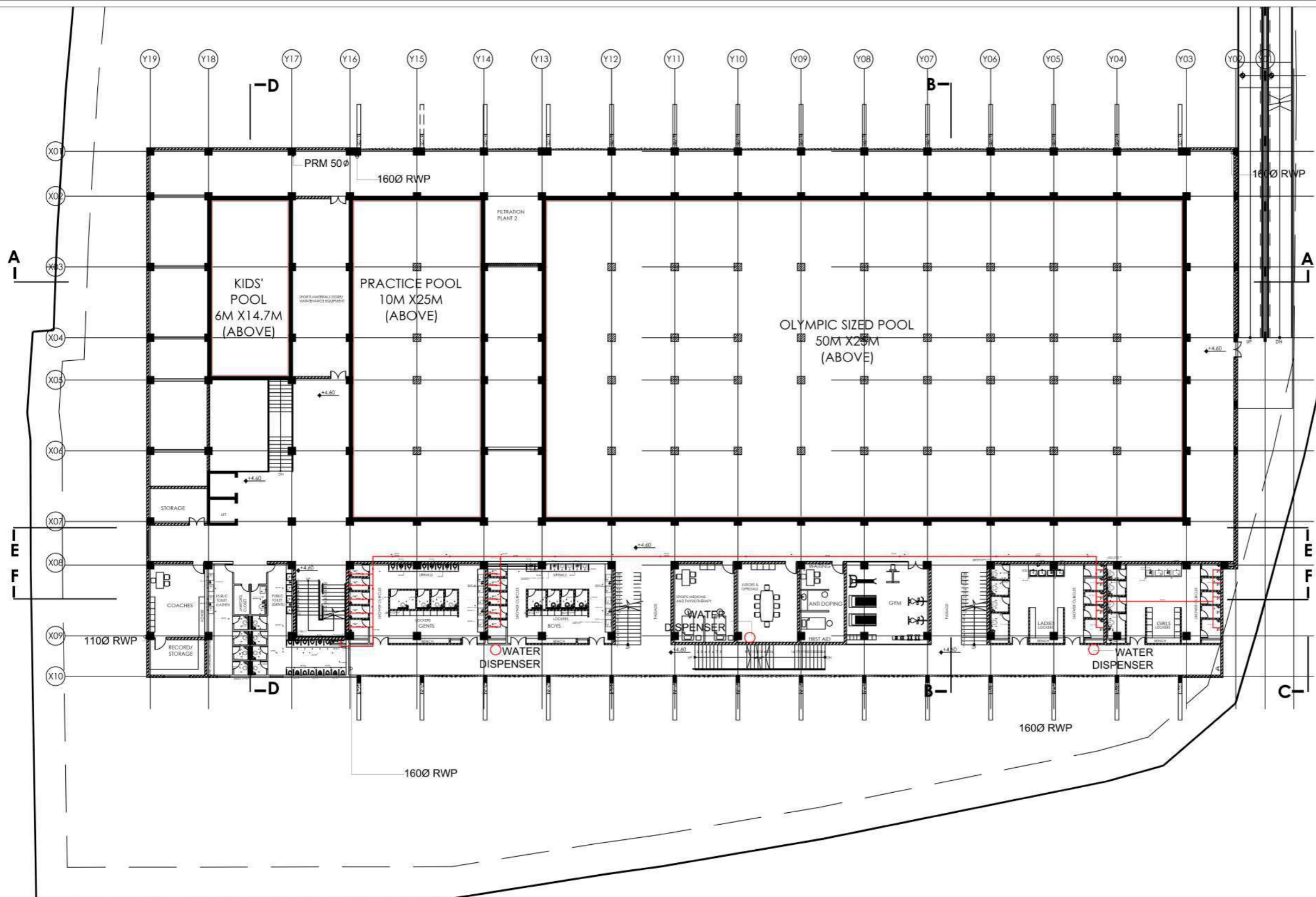
GROUND FLOOR PLUMBING LAYOUT

CONSULTANTS:

RALYS Ralys Consulting Engineers
1st Floor, 2245/1, 23rd Cross
Banashankari II stage,
Bangalore - 560 070
Telefax- +91 80 41510757 / 41510767
Email: ralystralys@ralysconsultants.com
Web: www.ralys.com

DESIGN TEAM	INITIALS	SIGNATURE	NORTH
DESIGN ENGG	A.V.P		
CAD ENGG	A.V.P		
CHECKED	D.N		
APPROVED	B.H.B		
DESIGN MANAGER	- - -		

SERVICE	PLUMBING
TITLE	GROUND FLOOR CEILING PLAN
BLOCK	-----
FLOOR	GROUND FLOOR
DRAWING No.	SP-PHE-02A



KEY PLAN

NOTES

1. ALL DIMENSIONS ARE IN MM UNLESS OTHERWISE MENTIONED
2. THIS DRAWING SHALL BE READ IN CONJUNCTION WITH RELEVANT ARCHITECTURAL & OTHER SERVICES DRAWINGS
3. ANY DISCREPANCY @ SITE DURING EXECUTION SHALL BE BROUGHT NOTICE TO CONSULTANTS/SITE ENGG

LEGEND

NO	DESCRIPTION
1	EUROPEAN WATER CLOSET
2	HEALTH FAUCET
3	SHOWER
4	WASH BASIN
5	FLOOR TRAP
6	KITCHEN SINK
7	VALVE
8	WASTE PIPE DROP
9	SOIL PIPE DROP
10	1100 SOIL PIPE (VERTICAL STACK)
11	850 VENT PIPE (VERTICAL STACK)
12	1100 WASTE PIPE (VERTICAL STACK)
13	DOMESTIC WATER SUPPLY (VERTICAL STACK)
14	HOT WATER SUPPLY (VERTICAL STACK)
15	TERRACE RAIN WATER PIPE (VERTICAL STACK)
SP	SOIL PIPE
WP	WASTE PIPE
CWS	COLD WATER SUPPLY
HWS	HOT WATER SUPPLY
CT	CORRECT IN SLAB OF SIZE 150mmØ

TENDER DRAWING

Date: 20.04.19 Sign: _____

For: RALYS Consulting Engineers

ARCHIVING

REV No.	DATE	COPIES	SIZE	SCALE	PRINT TYPE
R0	20.04.19			1:150	

PURPOSE	CONCEPT	DD	GFC	AS BUILT
FOR APPROVAL				
FOR DD				
FOR CONSTRUCTION				
FOR RECORD				

PROJECT TITLE:

PROPOSED SWIMMING POOL COMPLEX AT YEMMEKERE, MANGALORE

CLIENT:

MANGALURU SMART CITY LTD.

ARCHITECTS:

2PKM ARCHITECTS
O LOBO COMPOUND,
KADRI KAMBLA CROSS NEW ROAD
MANGALORE-575004

DRAWING TITLE

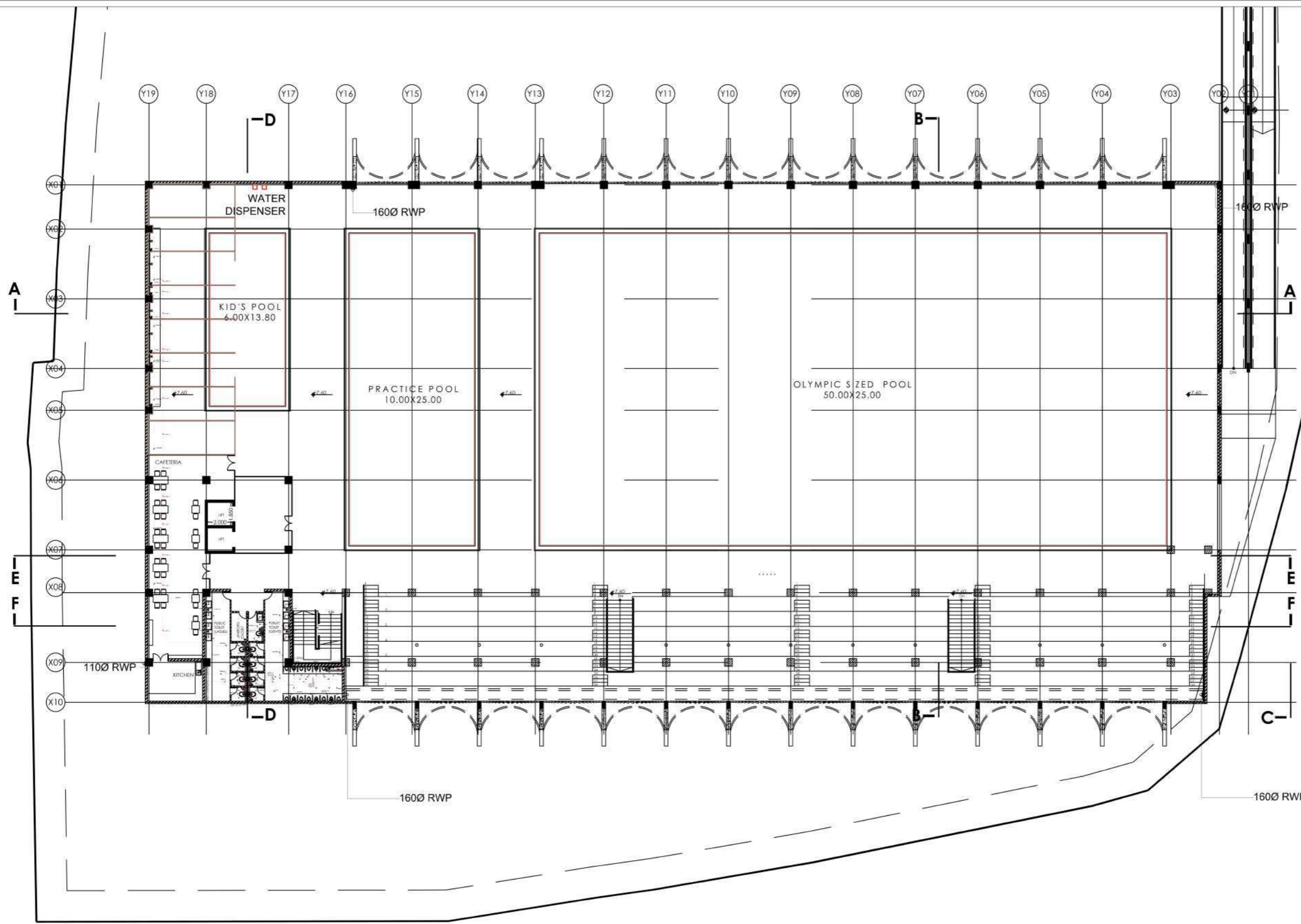
**1ST FLOOR PLAN
PLUMBING LAYOUT**

CONSULTANTS:

RALYS Consulting Engineers
1st Floor, 2245/1, 23rd Cross
Banashankari II stage,
Bangalore - 560 070
Telefax - +91 80 41510757 / 41510767
Email: ralyse@ralysconsultants.com
Web: www.ralys.com

DESIGN TEAM	INITIALS	SIGNATURE	NORTH
DESIGN ENGG	A.V.P		
CAD ENGG	A.V.P		
CHECKED	D.N		
APPROVED	B.H.B		
DESIGN MANAGER	- - -		

SERVICE	PLUMBING
TITLE	
BLOCK	
FLOOR	1ST FLOOR PLAN
DRAWING No.	SP-PHE-03



- KEY PLAN**
- NOTES**
1. ALL DIMENSIONS ARE IN MM UNLESS OTHERWISE MENTIONED.
 2. THIS DRAWING SHALL BE READ IN CONJUNCTION WITH RELEVANT ARCHITECTURAL & OTHER SERVICES DRAWINGS.
 3. ANY DISCREPANCY @ SITE DURING EXECUTION SHALL BE BROUGHT NOTICE TO CONSULTANTS/SITE ENGG.

LEGEND

SYMBOL	DESCRIPTION
	EUROPEAN WATER CLOSET
	HEALTHY FAUCET
	SHOWER
	WASH BASIN
	FLOOR TRAP
	KITCHEN SINK
	VALVE
	WASTE PIPE DROP
	SOIL PIPE DROP
	1100 SOIL PIPE (VERTICAL STACK)
	630 VENT PIPE (VERTICAL STACK)
	1100 WASTE PIPE (VERTICAL STACK)
	DOMESTIC WATER SUPPLY (VERTICAL STACK)
	HOT WATER SUPPLY (VERTICAL STACK)
	TERRACE RAIN WATER PIPE (VERTICAL STACK)
SP	SOIL PIPE
WP	WASTE PIPE
CWS	COLD WATER SUPPLY
HWS	HOT WATER SUPPLY
CT	CORECUT IN SLAB OF SIZE 150mmØ

TENDER DRAWING

Date: 20.04.19 Sign: _____

For: RALYS Consulting Engineers

ARCHIVING

REV No.	DATE	COPIES	SIZE	SCALE	PRINT TYPE
R0	20.04.19			1:150	

PURPOSE	CONCEPT	DD	GFC	AS BUILT
FOR APPROVAL				
FOR DD				
FOR CONSTRUCTION				
FOR RECORD				

PROJECT TITLE:

PROPOSED SWIMMING POOL COMPLEX AT YEMMEKERE, MANGALORE

CLIENT:

MANGALURU SMART CITY LTD.

ARCHITECTS:

2PKM ARCHITECTS
O LOBO COMPOUND,
KADRI KAMBLA CROSS NEW ROAD
MANGALORE-575004

DRAWING TITLE

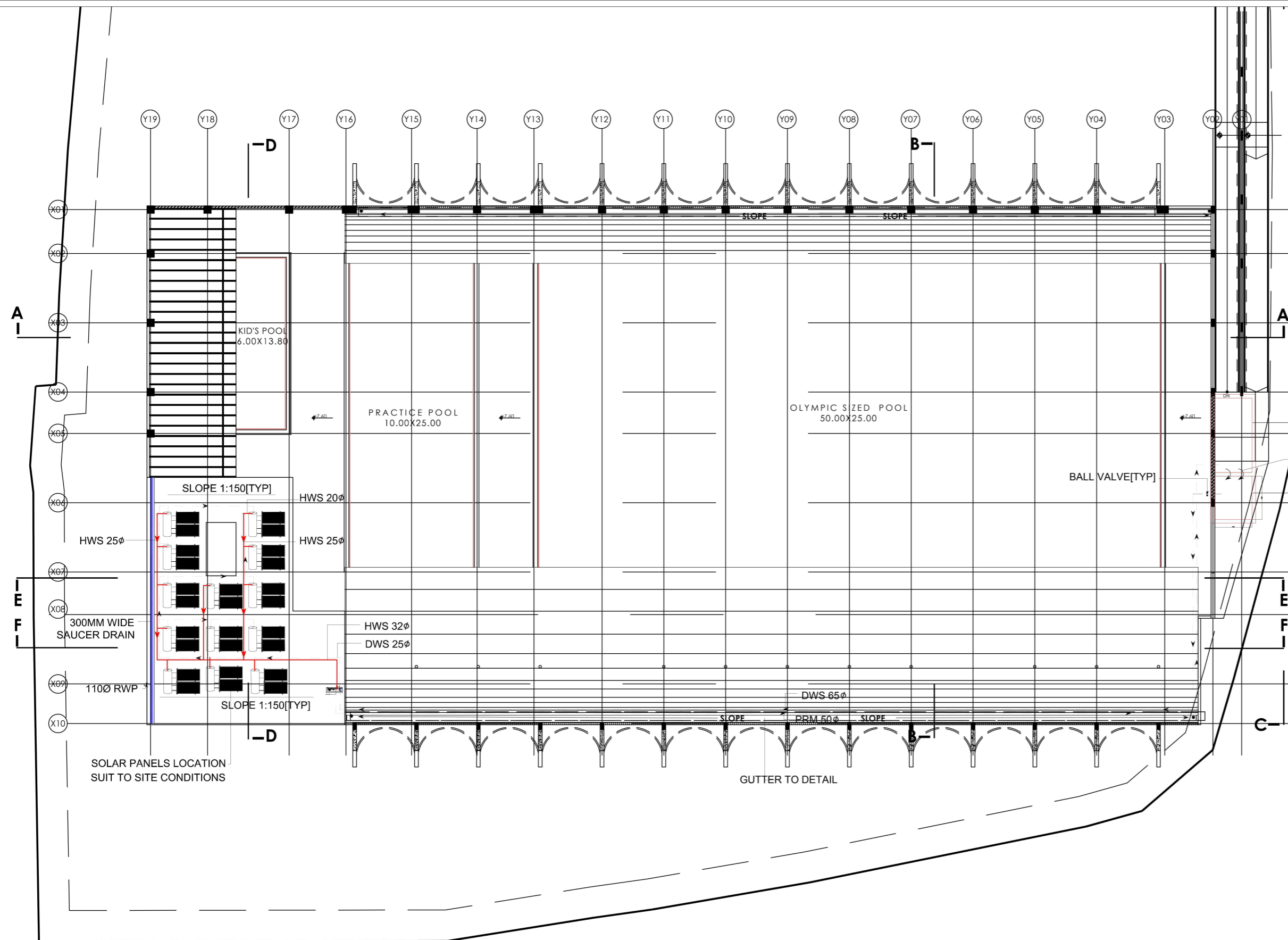
**2ND FLOOR PLAN
PLUMBING LAYOUT**

CONSULTANTS:

Ralys Consulting Engineers
1st Floor, 2245/1, 23rd Cross
Banashankari II stage,
Bangalore - 560 070
Telefax - +91 80 41510757 / 41510767
Email: ralyse@ralysconsultants.com
Web: www.ralys.com

DESIGN TEAM	INITIALS	SIGNATURE	NORTH
DESIGN ENGG	A.V.P		
CAD ENGG	A.V.P		
CHECKED	D.N		
APPROVED	B.H.B		
DESIGN MANAGER	- - -		

SERVICE	PLUMBING
TITLE	
BLOCK	----
FLOOR	2ND FLOOR PLAN
DRAWING No.	SP=PHE-04



- KEY PLAN**
- NOTES**
1. ALL DIMENSIONS ARE IN MM UNLESS OTHERWISE MENTIONED
 2. THIS DRAWING SHALL BE READ IN CONJUNCTION WITH RELEVANT ARCHITECTURAL & OTHER SERVICES DRAWINGS
 3. ANY DISCREPANCY @ SITE DURING EXECUTION SHALL BE BROUGHT NOTICE TO CONSULTANTS/SITE ENGG

LEGEND

SYMBOL	DESCRIPTION
	EUROPEAN WATER CLOSET
	HEALTH FAUCET
	SHOWER
	WASH BASIN
	FLOOR TRAP
	KITCHEN SINK
	VALVE
	WASTE PIPE DROP
	SOIL PIPE DROP
	110Ø SOIL PIPE (VERTICAL STACK)
	63Ø VENT PIPE (VERTICAL STACK)
	110Ø WASTE PIPE (VERTICAL STACK)
	DOMESTIC WATER SUPPLY (VERTICAL STACK)
	HOT WATER SUPPLY (VERTICAL STACK)
	TERRACE RAIN WATER PIPE (VERTICAL STACK)
SP	SOIL PIPE
WP	WASTE PIPE
CWS	COLD WATER SUPPLY
HWS	HOT WATER SUPPLY
C1	CORECUT IN SLAB OF SIZE 150mmØ

TENDER DRAWING

Date: 20.04.19 Sign: _____

For: RALYS Consulting Engineers

ARCHIVING

REV.No.	DATE	COPIES	SIZE	SCALE	PRINT TYPE
R0	20.04.19			1:150	

PURPOSE	CONCEPT	DD	GFC	AS BUILT
FOR APPROVAL				
FOR DD				
FOR CONSTRUCTION				
FOR RECORD				

PROJECT TITLE:

PROPOSED SWIMMING POOL COMPLEX AT YEMMEKERE, MANGALORE

CLIENT:

MANGALURU SMART CITY LTD.

ARCHITECTS:

2PKM ARCHITECTS
O LOBO COMPOUND,
KADRI KAMBLA CROSS NEW ROAD
MANGALORE-575004

DRAWING TITLE

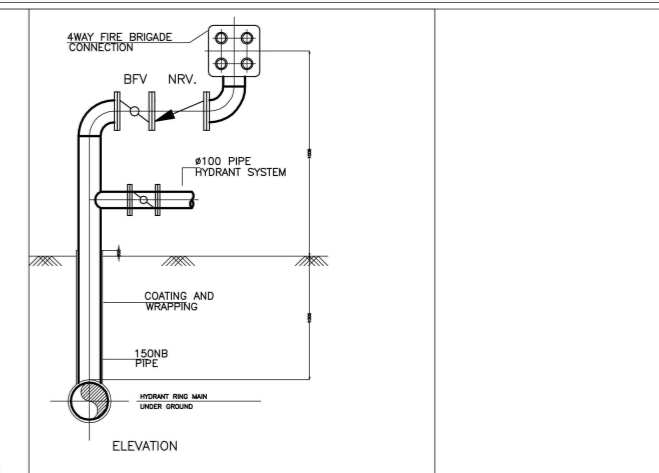
ROOF PLAN PLUMBING LAYOUT

CONSULTANTS:

RALYS Ralys Consulting Engineers
1st Floor, 2245/1, 23rd Cross
Banashankari II stage,
Bangalore - 560 070
Telefax: +91 80 41510757 / 41510767
Email: ralys@ralysconsultants.com
Web: www.ralys.com

DESIGN TEAM	INITIALS	SIGNATURE	NORTH
DESIGN ENGG	A.V.P		
CAD ENGG	A.V.P		
CHECKED	D.N		
APPROVED	B.H.B		
DESIGN MANAGER	- - -		

SERVICE	PLUMBING
TITLE	ROOF PLAN
BLOCK	-----
FLOOR	ROOF PLAN
DRAWING No.	SP=PHE-05



SITEPLAN LEGEND			
NO.	SYMBOL	DESCRIPTION	QTY
01.		INTERNAL YARD POINT	08 NOS
02.		4-WAY FIRE BRIGADE	01 NO
03.		BUTTERFLY VALVE (BFV) #150	01 NO
04.		FIRE HOSE BOX	08 NOS

ABBREVIATION		
SLNO	ABBREVIATION	DESCRIPTION
01.	YH	YARD HYDRANT
02.	HB	HOSE BOX
03.	FBIC	FIRE BRIGADE INLET CONNECTION
04.	HYD	HYDRANT

LEGEND FOR GROUND FLOOR			
NO.	SYMBOL	DESCRIPTION	QTY
01.		UPRIGHT SPRINKLER	248 NOS
02.		HEAT DETECTOR	01 NOS
03.		MANUAL CALL POINT (MCP)	02 NOS
04.		WALL MOUNTED HOOTER	02 NOS
05.		WALL MOUNTED 6 WATTS SPEAKER	02 NOS
06.		ABC TYPE EXTINGUISHER 5KGS	13 NOS
07.		BUTTERFLY VALVE (BFV)	01 NOS
08.		BALL VALVE #50	01 NOS
09.		FIRE HOSE CABINET	04 NOS
10.		FLOW SWITCH WITH ALARM GONG	01 NOS
11.		FIRE BUCKETS	11 NOS
12.		SMOKE DETECTOR	02 NOS

APPROVAL DRAWING
 Date: 15.04.19
 For: RAJYS Consulting Engineers

REV. NO.	DATE	COPIES	SIZE	SCALE	PRINT TYP.
RO	27.06.16	01	--	1:150	WHITE

PURPOSE	CONCEPT	CD	GPC	ASB
FOR APPROVAL				
FOR RECORD				
FOR CONSTRUCTION				
FOR RECORD				

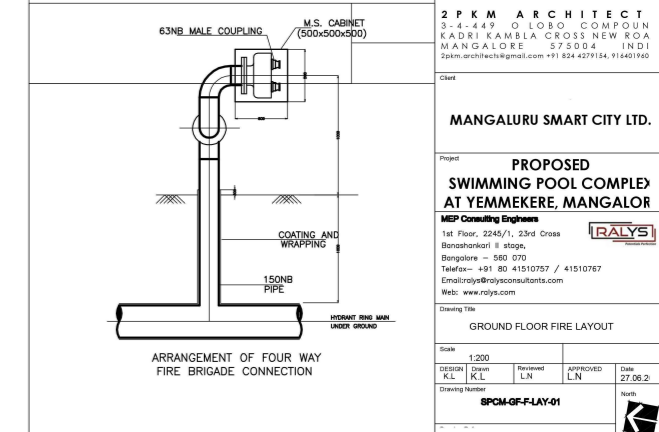
2 P K M ARCHITECT
 3-4-449 G 1080 COMPOUND
 KADRI KAMBLA CROSS NEW ROAD
 MANGALORE 575004 INDIA
 20km-ecotech@gmail.com +91 824 427154, 91840160

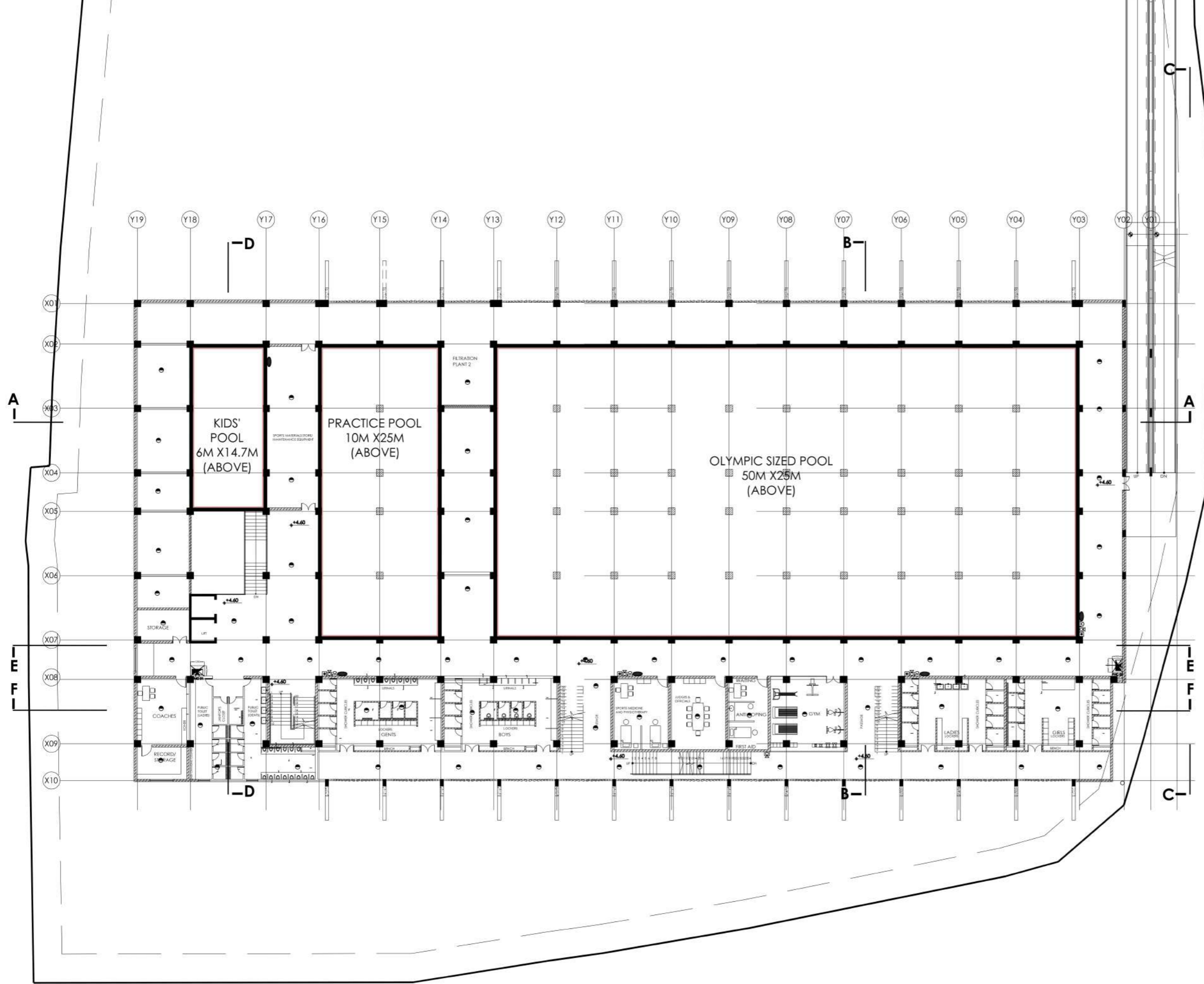
MANGALURU SMART CITY LTD.

Project: PROPOSED SWIMMING POOL COMPLEX AT YEMMEKERE, MANGALOR
 MEP Consulting Engineers
 1st Floor, 2245/1, 23rd Cross
 Banashankari 8 stage,
 Bangalore - 560 070
 Tel: +91 80 41510757 / 41510767
 Email: rajys@rajysconsultants.com
 Web: www.rajys.com

DESIGN	DATE	REVISION	DATE
K.L.	LN	LN	LN

Scale: 1:200
 Date: 27.06.20
 Drawing Name: SFCM-OF-F-LAY-01
 North:





APPROVAL DRAWING
 Date: 15.04.19 Sign: _____
 For: RAJYS Consulting Engineers

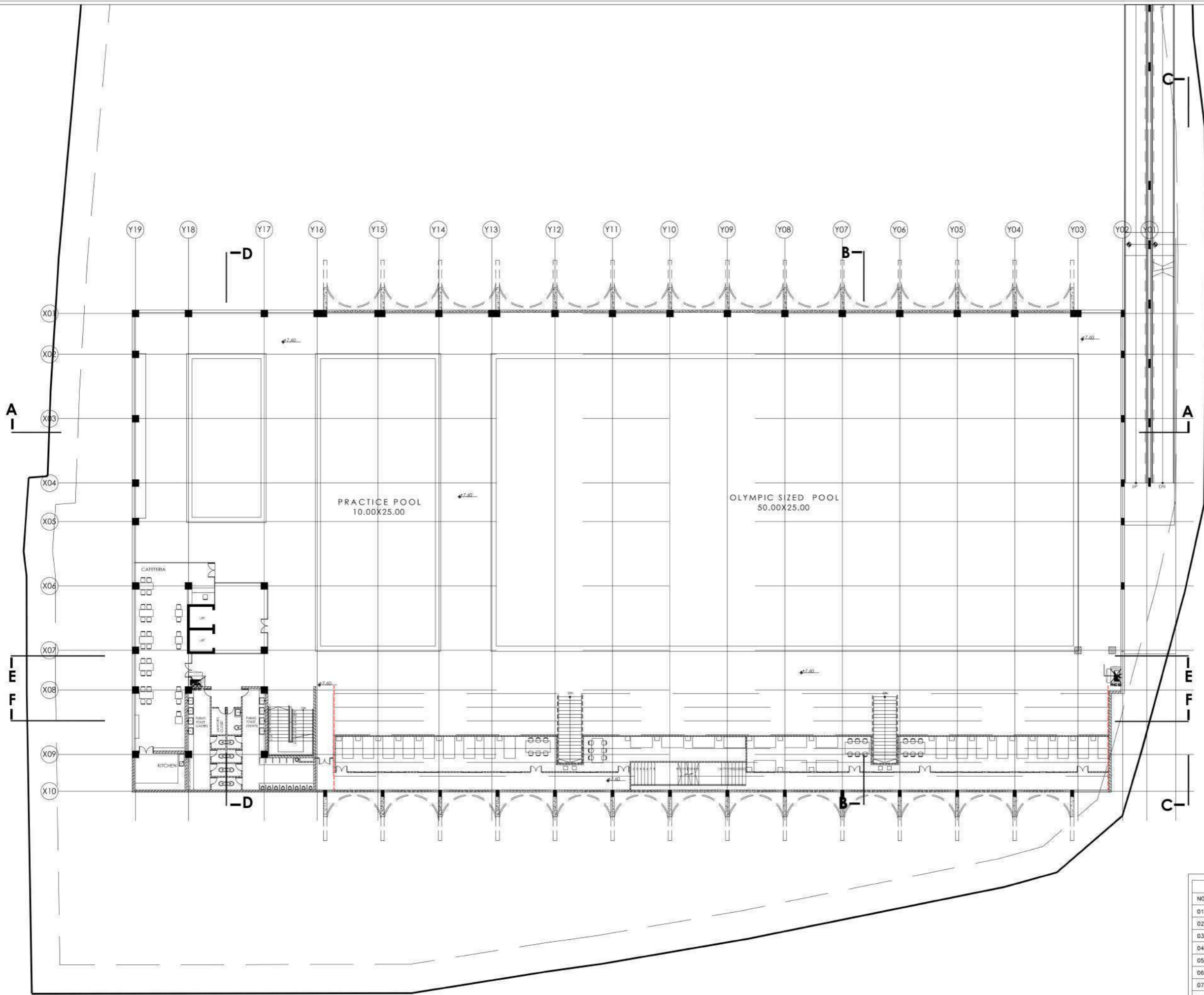
REV. NO.	DATE	COPIES	SIZE	SCALE	PRINT BY
RD	27.06.18	01	---	1:150	WHITE

2 P K M ARCHITECT
 37-4-449 G L O R D COMPOUN
 KADRI KAMLA CROSS NEW ROA
 MANGALORE 575004 INDI
 2016-architect@gmail.com +91 924 4270124 91661856

MANGALURU SMART CITY LTD.

Project: **PROPOSED SWIMMING POOL COMPLEX AT YEMMEKERE, MANGALOR**
 MEP Consulting Engineers
 1st Floor, 2245/1, 23rd Cross, Banashankari 1 stage, Bangalore - 560 070
 Telephone: +91 90 41207057 / 41510767
 Email: rajys@rajysconsultants.com
 Web: www.rajys.com

LEGEND FOR FIRST FLOOR			
NO.	SYMBOL	DESCRIPTION	QTY
01.	●	SMOKE DETECTOR	35 NOS
02.	⊕	HEAT DETECTOR	35 NOS
03.	⊕	MANUAL CALL POINT (MCP)	03 NOS
04.	⊕	WALL MOUNTED HOOTER	03 NOS
05.	⊕	WALL MOUNTED 6 WATTS SPEAKER	03 NOS
06.	●	ABC TYPE EXTINGUISHER 5KGS	04 NOS
07.	— — —	BUTTERFLY VALVE (BFV)	---
08.	⊕	BALL VALVE #50	---
09.	⊕	FIRE HOSE CABINET	02 NOS
10.	⊕	FLOW SWITCH WITH ALARM GONG	---



APPROVAL DRAWING
 Date: 15.04.19 Sign: _____
 For: RAJYS Consulting Engineers

REV. NO.	DATE	COPIES	SIZE	SCALE	PRINT BY
RD	27.06.18	01	-	1/150	WHITE

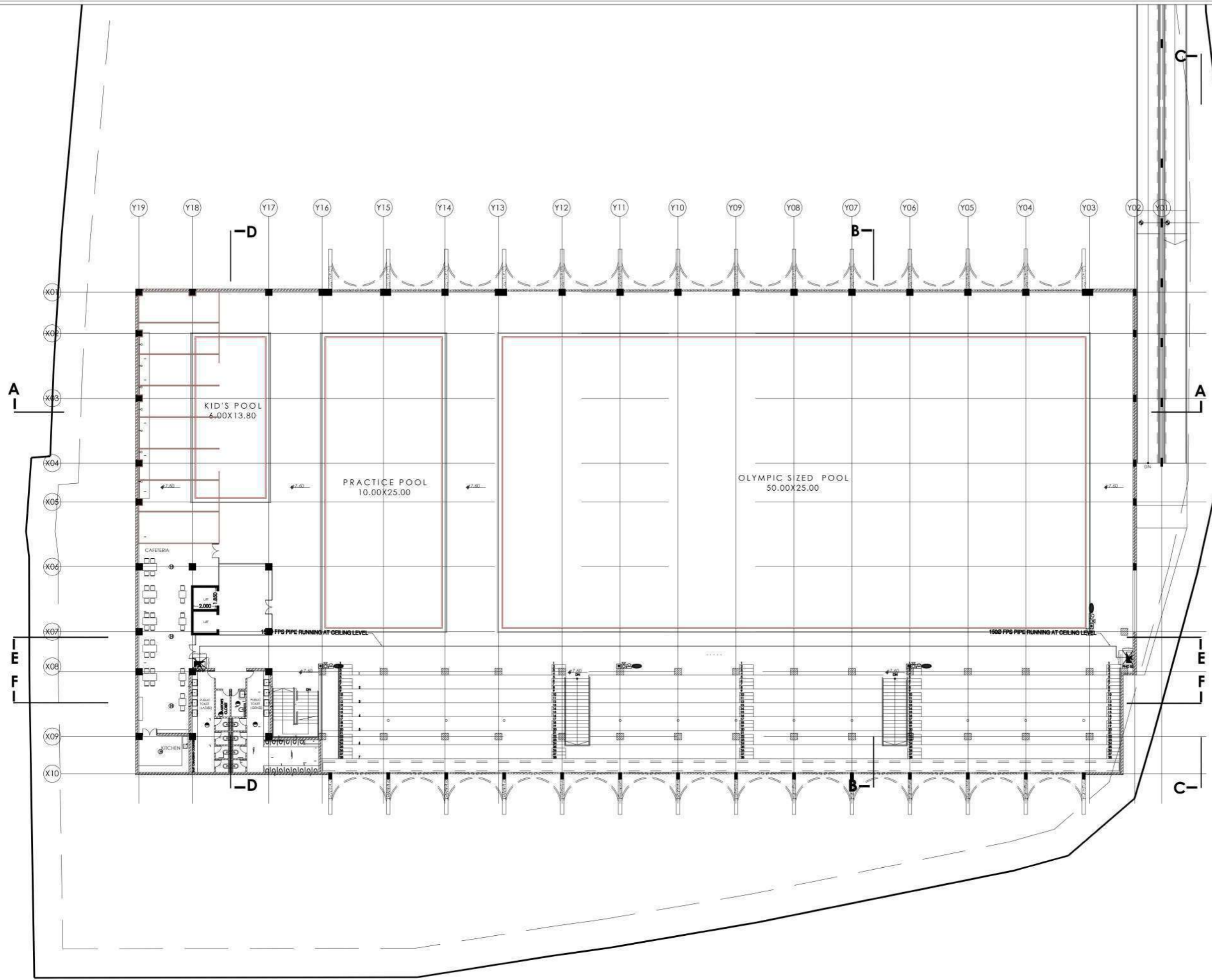
PURPOSE	CONCEPT	CD	SPC	ASB
FOR APPROVAL				
FOR DO				
FOR CONSTRUCTION				
FOR RECORD				

ARCHIVING
 2 P K M ARCHITECT
 3-4-449 O LORO COMPOUN
 KADRI KAMLA CROSS NEW ROA
 MANGALORE 575004 INDI
 0844-800764@gmail.com / 91 824 4239124 / 91840186

MANGALURU SMART CITY LTD.

Project: **PROPOSED SWIMMING POOL COMPLEX AT YEMMEKERE, MANGALOR**
 MEP Consulting Engineers
 1st Floor, 2245/1, 23rd Cross, Banashankari 1 stage, Bangalore - 560 070
 Telephone: +91 80 41510757 / 41510757
 Email: rajys@rajysconsultants.com
 Web: www.rajys.com

LEGEND FOR FIRST FLOOR			
NO.	SYMBOL	DESCRIPTION	QTY.
01.	●	SMOKE DETECTOR	35 NOS
02.	⊠	HEAT DETECTOR	35 NOS
03.	⊠	MANUAL CALL POINT (MCP)	03 NOS
04.	⊠	WALL MOUNTED HOOTER	03 NOS
05.	⊠	WALL MOUNTED 6 WATTS SPEAKER	03 NOS
06.	●	ABC TYPE EXTINGUISHER 5KGS	04 NOS
07.	⊠	BUTTERFLY VALVE (BFV)	---
08.	⊠	BALL VALVE #50	---
09.	⊠	FIRE HOSE CABINET	02 NOS
10.	⊠	FLOW SWITCH WITH ALARM GONG	---



APPROVAL DRAWING
 Date: 15.04.19 Sign: _____
 For: RAJYS Consulting Engineers

REV. NO.	DATE	COPIES	SIZE	SCALE	PRINT BY
RD	27.06.18	01	--	1:150	WHITE

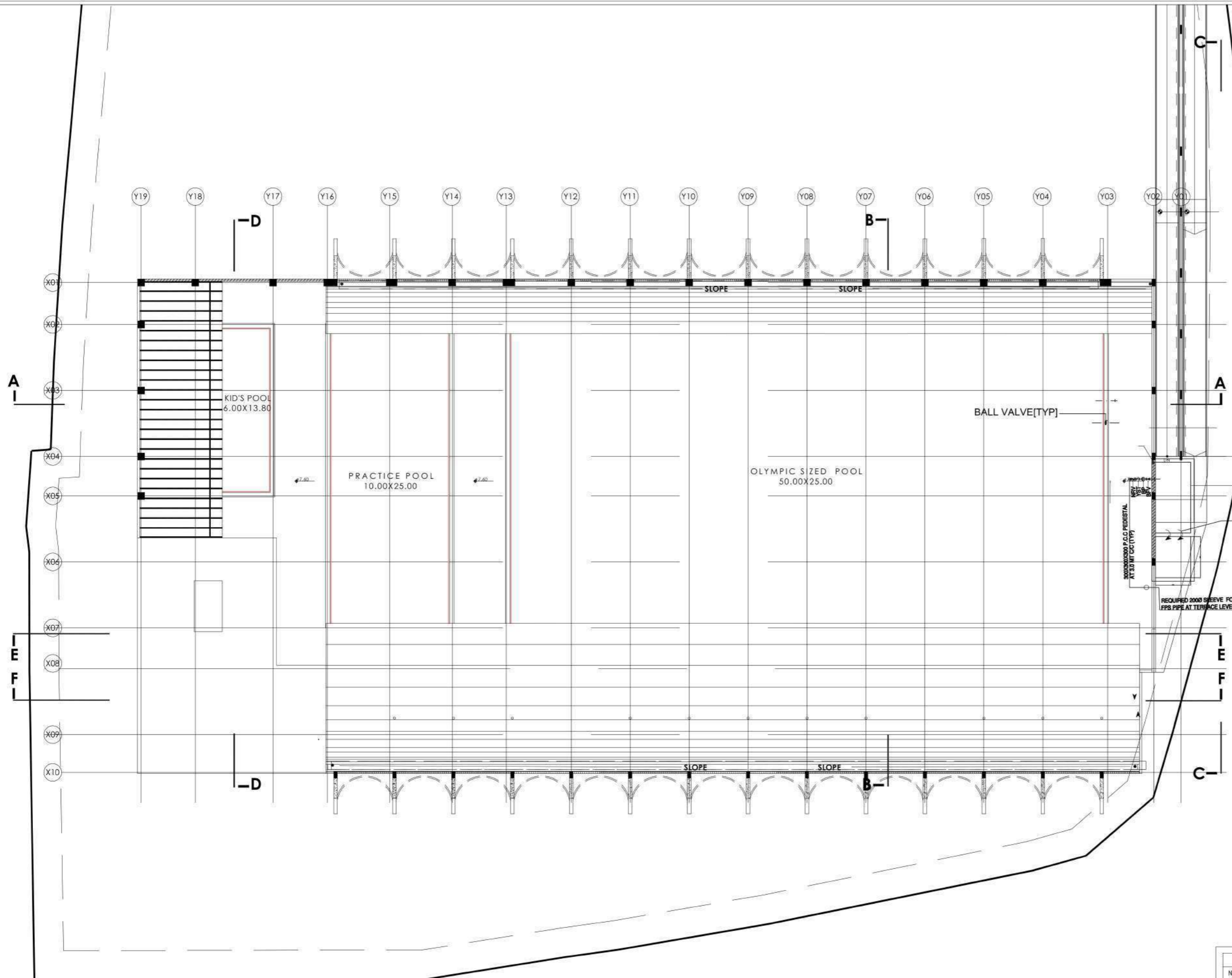
PURPOSE	CONCEPT	CD	SPC	ASB
FOR APPROVAL				
FOR DO				
FOR CONSTRUCTION				
FOR RECORD				

2 P K M ARCHITECT
 3-4-449 O LORO COMPOUN
 KADRI KAMLA CROSS NEW ROA
 MANGALORE 575004 INDI
 2016-06-10 10:00 AM
 91 984 423134 9160186

MANGALURU SMART CITY LTD.

Project: **PROPOSED SWIMMING POOL COMPLEX AT YEMMEKERE, MANGALOR**
 MEP Consulting Engineers
 1st Floor, 2245/1, 23rd Cross, Banashankari 1 stage, Bangalore - 560 070.
 Telephone: +91 80 41510787 / 41510787.
 Email: rajys@rajysconsultants.com
 Web: www.rajys.com

NO.	SYMBOL	DESCRIPTION	QTY
01.	☉	SMOKE DETECTOR	35 NOS
02.	⊕	HEAT DETECTOR	35 NOS
03.	⊕	MANUAL CALL POINT (MCP)	03 NOS
04.	⊕	WALL MOUNTED HOOTER	03 NOS
05.	⊕	WALL MOUNTED 6 WATTS SPEAKER	03 NOS
06.	●	ABC TYPE EXTINGUISHER SKGS	04 NOS
07.	⊕	BUTTERFLY VALVE (BFV)	---
08.	⊕	BALL VALVE #50	---
09.	⊕	FIRE HOSE CABINET	02 NOS
10.	⊕	FLOW SWITCH WITH ALARM GONG	---



FIREWATER OHT
CAP: 25 CUM
SIZE: 3X6MX1.5M(ED)

OVER FLOW PIPE

DOMESTIC WATER OHT
CAP: 15 CUM
SIZE: 3X3.5MX1.5M(ED)

APPROVAL DRAWING
Date: 15.04.19 Sign: _____
For: RAJYS Consulting Engineers

REV. NO.	DATE	COPIES	SIZE	SCALE	PRINT BY
RD	27.06.18	01	-	1/150	WHITE

PURPOSE	CONCEPT	DD	SPC	ASB
FOR APPROVAL				
FOR DD				
FOR CONSTRUCTION				
FOR RECORD				

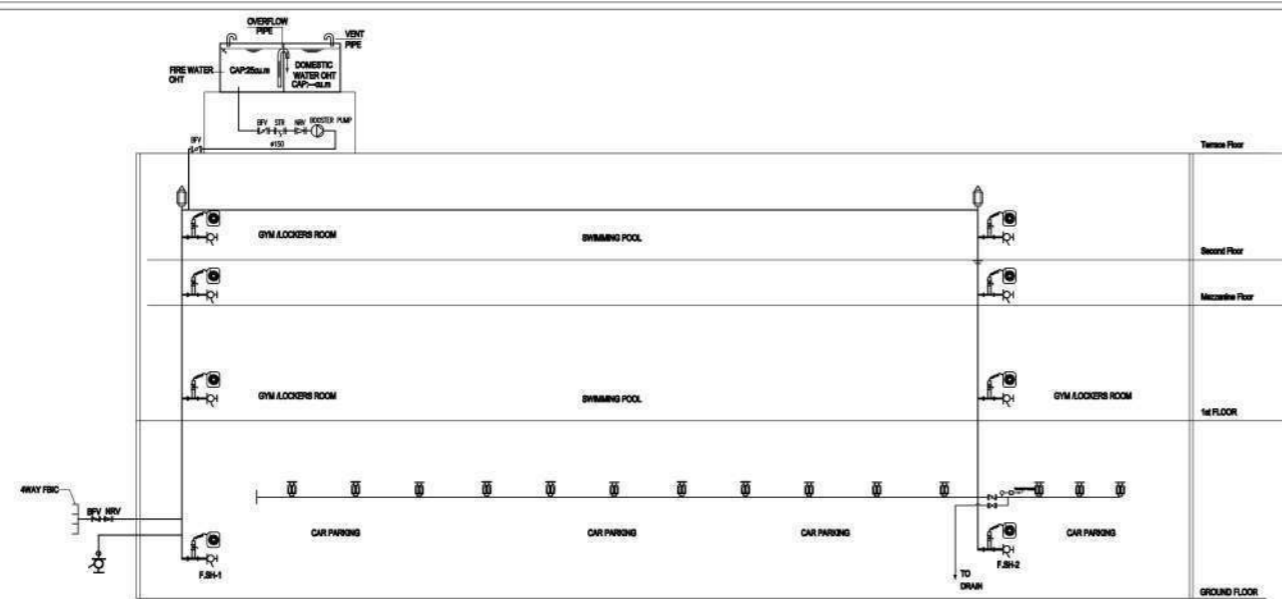
2 P K M ARCHITECT
3-4-449 O LORO COMPOUND
KADRI KAMLA CROSS NEW ROA
MANGALORE 575004 INDIA
2466 800763@gmail.com +91 984 4239124 91640186

MANGALURU SMART CITY LTD.

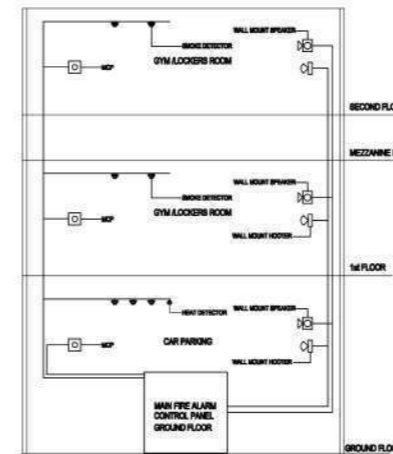
Project: **PROPOSED SWIMMING POOL COMPLEX AT YEMMEKERE, MANGALOR**

MEP Consulting Engineers
1st Floor, 2245/1, 23rd Cross,
Banaswari - 560 070,
Bengaluru - 560 070,
India. +91 98 41510787 / 41510787
Email: rajys@rajysconsultants.com
Web: www.rajys.com

NO.	SYMBOL	DESCRIPTION	QTY
01.		NON RETURN VALVE (NRV)	01 NOS
02.		Y-TYPE STRAINER (STR)	01 NOS
03.		BUTTERFLY VALVE (BFV)	01 NOS
04.		BOOSTER PUMP (BP)	01 NOS
05.		300x300x300 P.C.C. PEDESTAL	----



FPS SCHEMATIC



FAPA SCHEMATIC

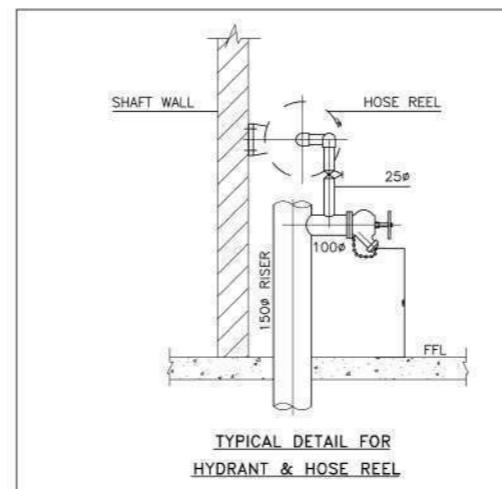
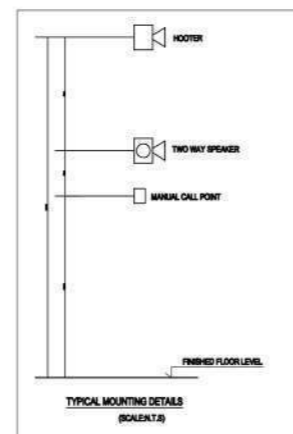
LEGEND		
SL.NO.	DESCRIPTION	SYMBOL
1.	6 WATTS WALL MOUNTED SPEAKER	
2.	HOOTER	
3.	MANUAL CALL POINT	
4.	HEAT DETECTOR	

LEGEND		
SL.NO.	DESCRIPTION	SYMBOL
1.	PENDANT SPRINKLER	
2.	SIDEWALL SPRINKLER	
3.	DOUBLE HEADED HYDRANT VALVE	
4.	HOSE BOX	
5.	ALARM CHECK VALVE	
6.	BUTTERFLY VALVE	
7.	NONRETURN VALVE	
8.	Y STRAINER	
9.	AIR RELEASE VALVE	
10.	BALL VALVE	
11.	FLOW SWITCH	
12.	BOOSTER PUMP	

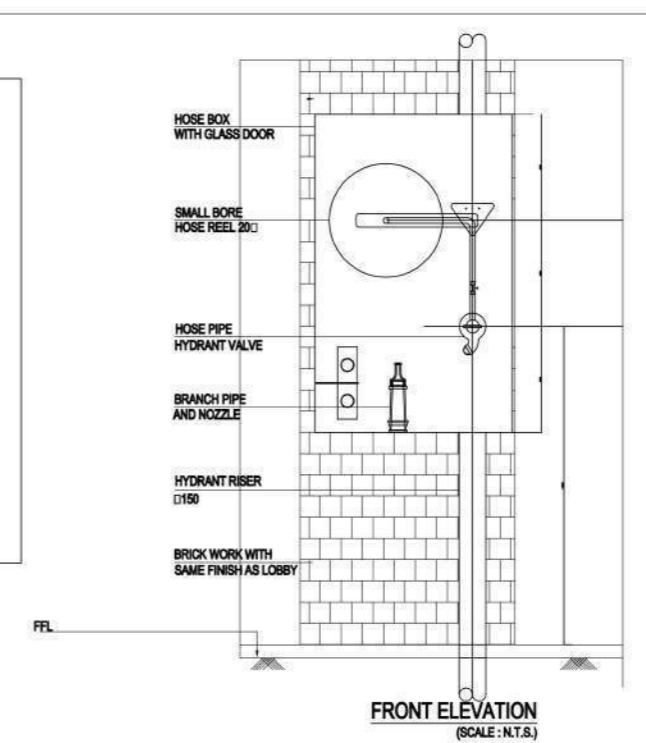
- * EXTINGUISHER:**
- CARBON -DI- OXIDE EXTINGUISHER NEAR ELECTRICAL ROOM,
 - SAND FILLED FIRE BUCKET NEAR TRANSFORMER YARD AND CAR PARKING.
 - 6KG ABC EXTINGUISHER(ABC TYPE) AT 1NO. FOR EVERY 8 CARS & LANDING.

- * NOTES:**
- * SPRINKLER:**
1NO PER CAR & HAS BEEN PROVIDED AS PER NBC.9 TO 12SQMTR
 - * MANUAL CALL POINT AT 1200 mm ABOVE FINISH FLOOR LEVEL.**
TWO WAY SPEAKER AT 1500 mm ABOVE FINISH FLOOR LEVEL.
HOOTER AT 2250 mm ABOVE FINISH FLOOR LEVEL.
FIRE HOSE CABINET COMPRISING OF 63 mm Ø. SINGLE HEADED LANDING VALVE 2 LENGTH OF 63 mm Ø C.P.
HOSE 15 m LONG 19 mm Ø. RUBBER HOSE REEL 40 M LONG WITH DRUM.
WET RISER AND SPRINKLER PIPE CLASS "C" G.I. PIPE

SCHEDULE OF WATER STORAGE			
SL.NO.	DESCRIPTION	DOMESTIC WATER U.G.SUMP CAP. IN CUM.	FIRE WATER SUMP CAP. IN CUM.
1.	OHT	—	25 Cum.



DETAIL OF FIRE HOSE CABINET (SCALE: N.T.S.)



FRONT ELEVATION (SCALE: N.T.S.)

APPROVAL DRAWING
Date: 15.04.19 Sign: For: RAJYS Consulting Engineers

REV. NO.	DATE	COPIES	SIZE	SCALE	PRINT BY
RD	27.06.18	01	-	1:150	WHITE

PURPOSE: CONCEPT, DD, GFC, ASB

FOR APPROVAL: FOR DO, FOR CONSTRUCTION, FOR RECORD

Author: 2 P K M ARCHITECT

3-4-449 O L O R D COMPOUN KADRI KAMLA CROSS NEW ROA MANGALORE 575004 INDIA
Email: architect@rajys.com Ph: 824 423134 91641636

Client: MANGALURU SMART CITY LTD.

Project: PROPOSED SWIMMING POOL COMPLEX AT YEMMEKERE, MANGALOR

MEP Consulting Engineers

1st Floor, 22/45/1, 23rd Cross, Banashankari 4 stage, Bangalore - 560 070.

Telephone: +91 80 41510757 / 41510757

Email: rajys@rajysconsultants.com

Web: www.rajys.com

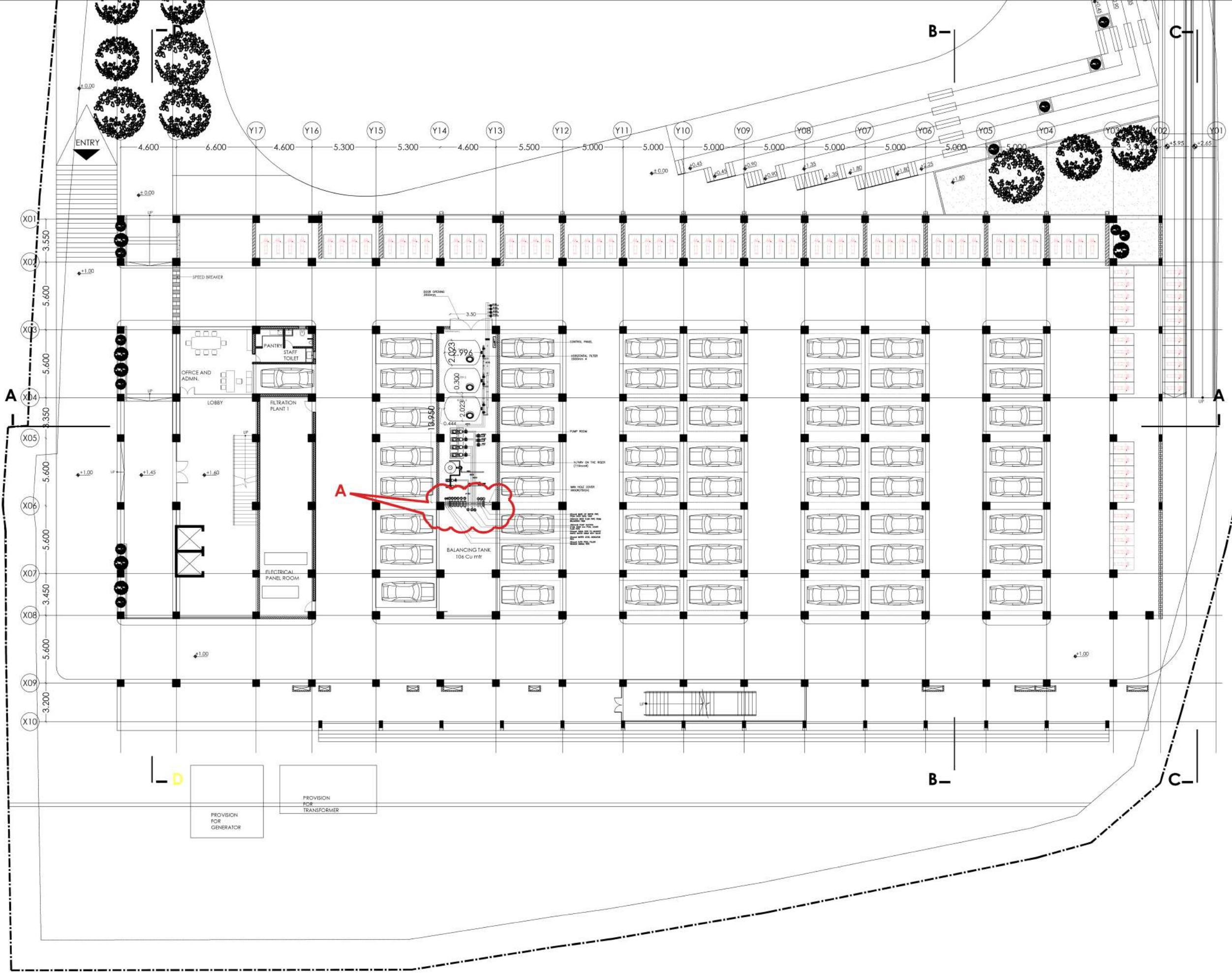
Drawing Title

Scale: 1:200

Checked: K.L. Prepared: L.N. Approved: L.N. Date: 27.06.2

Drawing Number: SP D F LA 6

Sheet



NOTES

THIS DRAWING IS THE EXCLUSIVE PROPERTY OF 2PKM ARCHITECTS, 3-4-449 O LOBO COMPOUND, KADRI KAMBLA CROSS NEW ROAD, MANGALORE 575004 AND SHALL NOT BE REPRODUCED OR USED ON THE SITE OTHER THAN THE ONE SPECIFIED FOR WITHOUT PRIOR PERMISSION AND MUST NOT BE RETAINED, COPIED, USED WITHOUT AUTHORITY.

DO NOT SCALE THE DRAWING. FOLLOW ONLY WRITTEN DIMENSIONS.

DISCREPANCY OF ANY NATURE SHALL BE BROUGHT TO THE ARCHITECTS' NOTICE AND WORKS HAVE TO BE EXECUTED ONLY AFTER NECESSARY CLARIFICATIONS HAVE BEEN MADE BY THE ARCHITECTS OR BY ENGINEERS APPROVED FOR SUCH SPECIFIC TASKS BY THE ARCHITECTS.

THIS DRAWING SHOULD BE READ IN CONJUNCTION WITH OTHER RELEVANT ARCHITECTURAL, STRUCTURAL, MECHANICAL AND ELECTRICAL DRAWINGS AND ALL RELEVANT SECTIONS OF THE SPECIFICATION.

ALL DIMENSIONS ARE IN METRES, UNLESS OTHERWISE MENTIONED. ALL LEVEL NOTATIONS AND DIMENSIONS IN METRES, UNLESS OTHERWISE MENTIONED.

INFORMATION

ISSUE	REV	DESCRIPTION	DATE

ISSUE	REV	DESCRIPTION	DATE

Architects

2PKM ARCHITECTS
 3-4-449 O LOBO COMPOUND
 KADRI KAMBLA CROSS NEW ROAD
 MANGALORE 575004 INDIA
 2pkm.architects@gmail.com +91 824 4279154, 9164019600

Project

15172 - SPY

Client

MANGALURU SMART CITY LTD.

Project

PROPOSED SWIMMING POOL COMPLEX AT YEMMEKERE, MANGALORE

Drawing Title

PUMP ROOM DETAILS

Scale

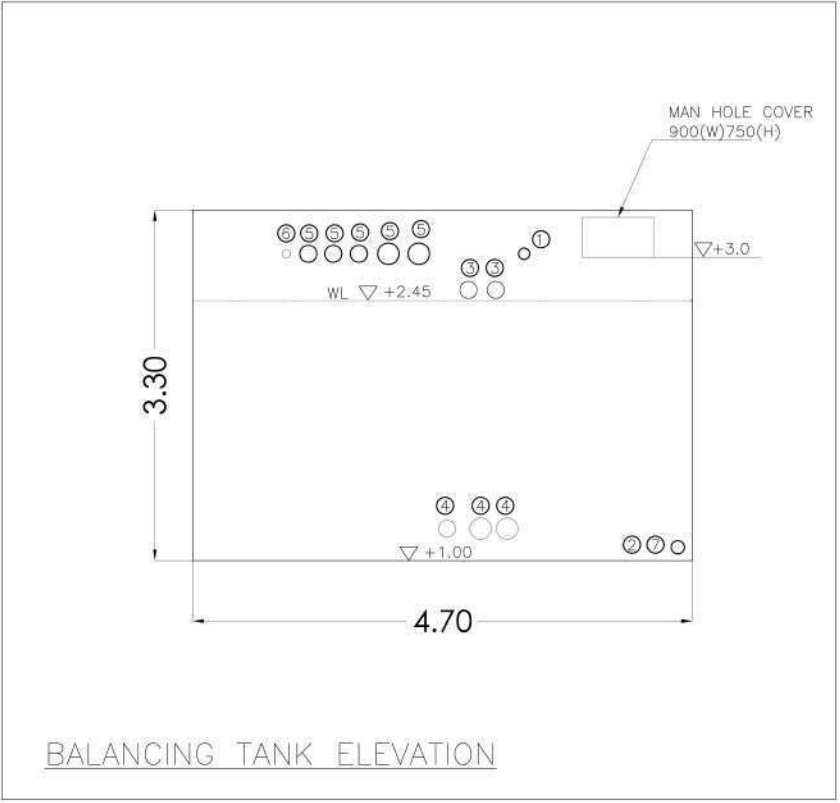
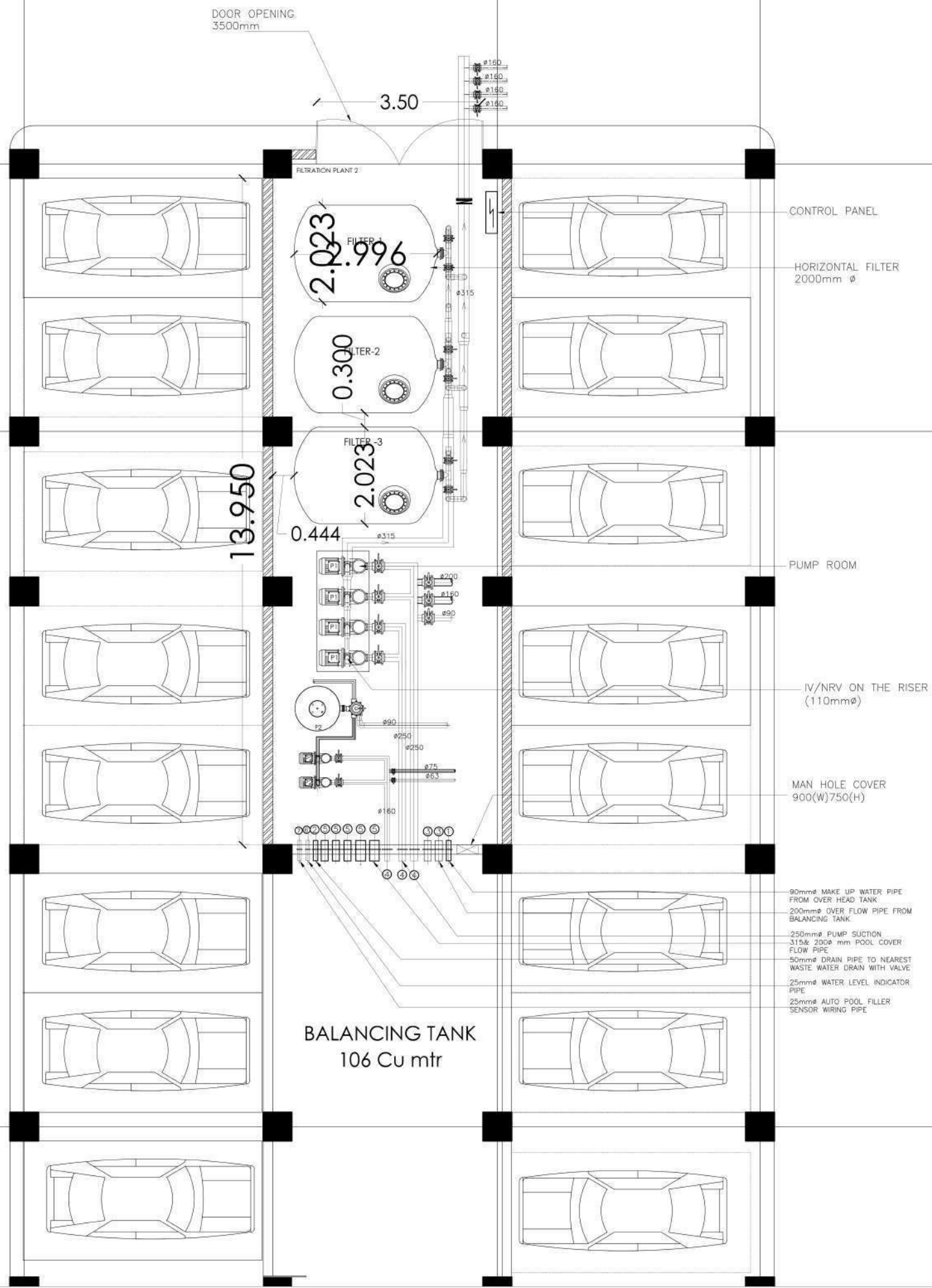
Drawn	Checked	Reviewed	Date

Drawing Number

2 SP S

Drawing Reference

2



DETAIL AT A

Schedule of Pipe Inserts

SL .NO	DESCRIPTION	DIA (mm)	⌀ (mm)	QTY
1	MAKE UP WATER INLET	50	+2.890	1
2	DRAIN PIPE/WITH LEVEL INDICATOR	50	+1.075	1
3	OVER FLOW BALANCING TANK	150	+2.630	2
4	PUMP SUCTION	250&160	+1.30	2+1
5	POOL OVER FLOW	315&200	+2.890	2+2
6	AUTO POOL FILLER SENSOR WIRING CONDUIT	25	+2.890	1
7	LEVEL INDICATOR PIPE	25	+1.075	1

NOTES

THIS DRAWING IS THE EXCLUSIVE PROPERTY OF SPKM ARCHITECTS. 3-4-449 O LOBO COMPOUND, KADRI KAMBLA CROSS NEW ROAD, MANGALORE 575004 AND SHALL NOT BE REPRODUCED OR USED ON THE SITE OTHER THAN THE ONE SPECIFIED FOR WITHOUT PRIOR PERMISSION AND MUST NOT BE RETAINED, COPIED, USED WITHOUT AUTHORITY.

DO NOT SCALE THE DRAWING. FOLLOW ONLY WRITTEN DIMENSIONS.

DISCREPANCY OF ANY NATURE SHALL BE BROUGHT TO THE ARCHITECTS' NOTICE AND WORKS HAVE TO BE EXECUTED ONLY AFTER NECESSARY CLARIFICATIONS HAVE BEEN MADE BY THE ARCHITECTS OR BY ENGINEERS APPROVED FOR SUCH SPECIFIC TASKS BY THE ARCHITECTS.

THIS DRAWING SHOULD BE READ IN CONJUNCTION WITH OTHER RELEVANT ARCHITECTURAL, STRUCTURAL, MECHANICAL, AND ELECTRICAL DRAWINGS AND ALL RELEVANT SECTIONS OF THE SPECIFICATION.

ALL DIMENSIONS ARE IN METRES, UNLESS OTHERWISE MENTIONED. ALL LEVEL NOTATIONS AND DIMENSIONS IN METRES, UNLESS OTHERWISE MENTIONED.

INFORMATION

ISSUE	REV	DESCRIPTION	DATE

Architects
<p>2 P K M ARCHITECTS 3-4-449 O LOBO COMPOUND KADRI KAMBLA CROSS NEW ROAD MANGALORE 575004 INDIA 2pkm.architects@gmail.com +91 824 4279154, 9164019600</p>
<p>Project</p> <p style="text-align: center;">15172 - SPY</p>
<p>Client</p> <p style="text-align: center;">MANGALURU SMART CITY LTD.</p>
<p>Project</p> <p style="text-align: center;">PROPOSED SWIMMING POOL COMPLEX AT YEMMEKERE, MANGALORE</p>
<p>Drawing Title</p> <p style="text-align: center;">Pump Room Details</p>
<p>Scale</p>
<p>Drawn</p>
<p>Checked</p>
<p>Reviewed</p>
<p>Date</p>
<p>Drawing Number</p> <p style="text-align: center;">2 SP S 2</p>
<p>Drawing Reference</p>

DETAIL AT A

NOTES

THIS DRAWING IS THE EXCLUSIVE PROPERTY OF 2PKM ARCHITECTS, 3-4-49 O LOBO COMPOUND, KADRI KAMBLA CROSS NEW ROAD, MANGALORE 575004 AND SHALL NOT BE REPRODUCED OR USED ON THE SITE OTHER THAN THE ONE SPECIFIED FOR WITHOUT PRIOR PERMISSION AND MUST NOT BE RETAINED, COPIED, USED WITHOUT AUTHORITY.

DO NOT SCALE THE DRAWING. FOLLOW ONLY WRITTEN DIMENSIONS.

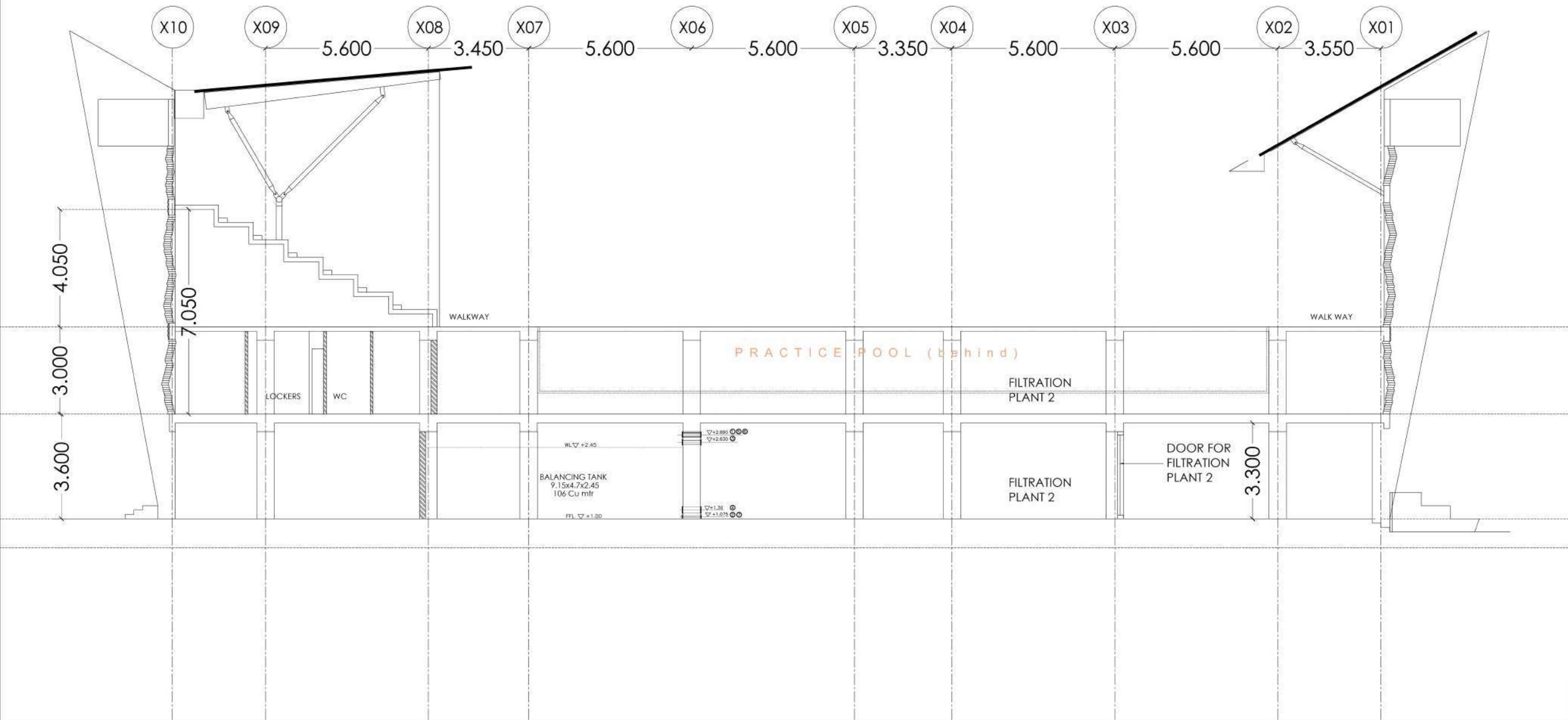
DISCREPANCY OF ANY NATURE SHALL BE BROUGHT TO THE ARCHITECTS' NOTICE AND WORKS HAVE TO BE EXECUTED ONLY AFTER NECESSARY CLARIFICATIONS HAVE BEEN MADE BY THE ARCHITECTS OR BY ENGINEERS APPROVED FOR SUCH SPECIFIC TASKS BY THE ARCHITECTS.

THIS DRAWING SHOULD BE READ IN CONJUNCTION WITH OTHER RELEVANT ARCHITECTURAL, STRUCTURAL, MECHANICAL, AND ELECTRICAL DRAWINGS AND ALL RELEVANT SECTIONS OF THE SPECIFICATION.

ALL DIMENSIONS ARE IN METRES, UNLESS OTHERWISE MENTIONED. ALL LEVEL NOTATIONS AND DIMENSIONS IN METRES, UNLESS OTHERWISE MENTIONED.

INFORMATION

ISSUE	REV	DESCRIPTION	DATE



SECTION THROUGH PUMP ROOM AND BALANCING TANK



2PKM ARCHITECTS
 3-4-449 O LOBO COMPOUND
 KADRI KAMBLA CROSS NEW ROAD
 MANGALORE 575004 INDIA
 2pkm.architects@gmail.com +91 824 4279154, 9164019600

Project
15172 - SPY

Client
MANGALURU SMART CITY LTD.

Project
PROPOSED SWIMMING POOL COMPLEX AT YEMMEKERE, MANGALORE

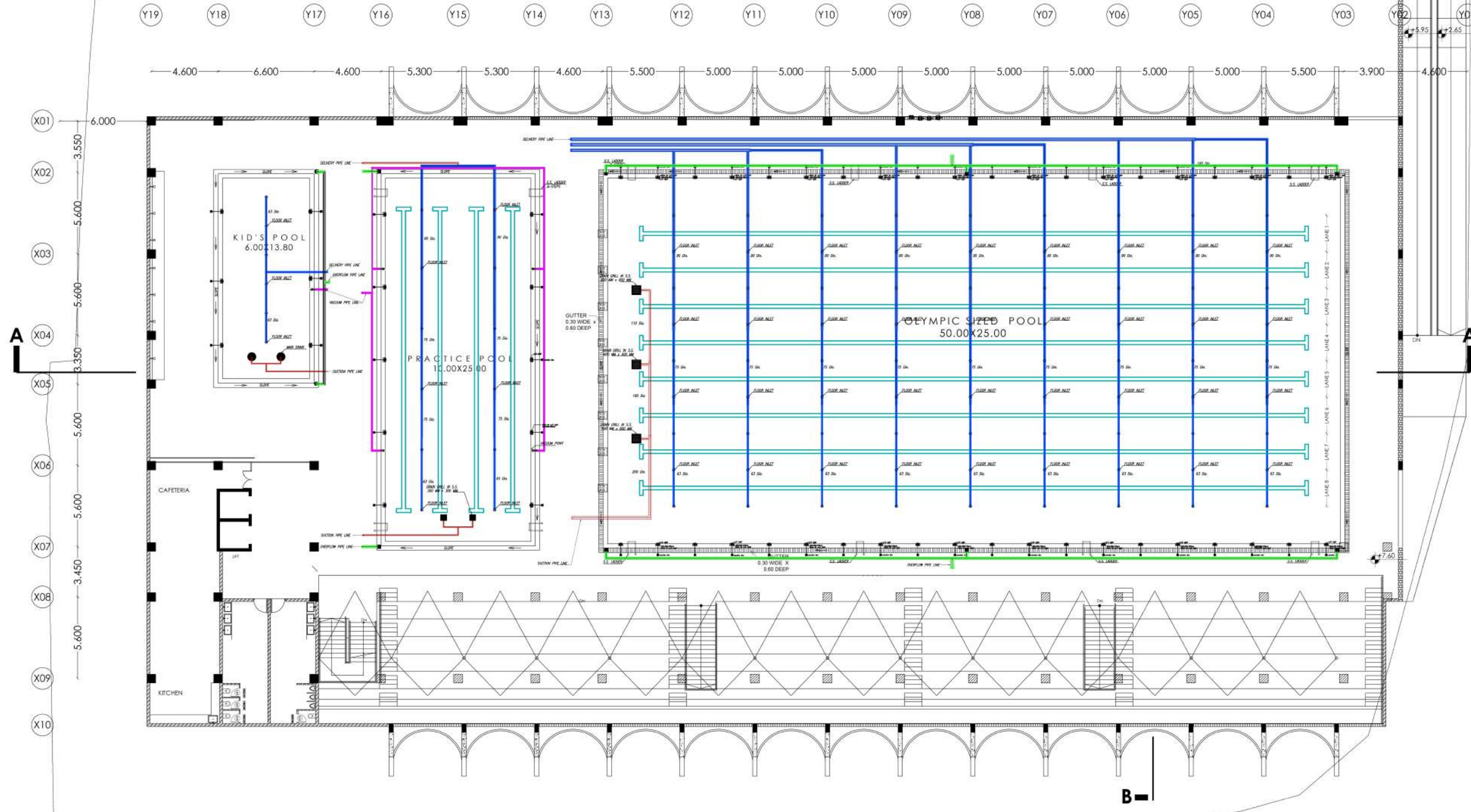
Drawing Title
PUMP ROOM DETAILS

Scale	
Drawn	Checked
Reviewed	Date

Drawing Number
2 SP S

Drawing Reference
 2





NOTES
 THIS DRAWING IS THE EXCLUSIVE PROPERTY OF 2PKM ARCHITECTS. 3-4-449 O LOBO COMPOUND, KADRI KAMBLA CROSS NEW ROAD, MANGALORE 575004 AND SHALL NOT BE REPRODUCED OR USED IN ANY MANNER WITHOUT THE WRITTEN PERMISSION AND MUST NOT BE RETAINED, COPIED, USED WITHOUT AUTHORITY.
 DO NOT SCALE THE DRAWING. FOLLOW ONLY WRITTEN DIMENSIONS.
 DISCREPANCY OF ANY NATURE SHALL BE BROUGHT TO THE ARCHITECTS' NOTICE AND WORKS HAVE TO BE EXECUTED ONLY AFTER NECESSARY CLARIFICATIONS HAVE BEEN MADE BY THE ARCHITECTS OR BY ENGINEERS APPROVED FOR SUCH SPECIFIC TASKS BY THE ARCHITECTS.
 THIS DRAWING SHOULD BE READ IN CONJUNCTION WITH OTHER RELEVANT ARCHITECTURAL, STRUCTURAL, MECHANICAL AND ELECTRICAL DRAWINGS AND ALL RELEVANT SECTIONS OF THE SPECIFICATION.
 ALL DIMENSIONS ARE IN METRES, UNLESS OTHERWISE MENTIONED. ALL LEVEL NOTATIONS AND DIMENSIONS IN METRES, UNLESS OTHERWISE MENTIONED.

INFORMATION

ISSUE	REV	DESCRIPTION	DATE

ISSUE	REV	DESCRIPTION	DATE

Architects
2 P K M ARCHITECTS
 3 - 4 - 4 4 9 O LOBO COMPOUND
 KADRI KAMBLA CROSS NEW ROAD
 MANGALORE 575004 INDIA
 2pkm.architects@gmail.com +91 824 4279154. 9164019600

POOL BASIN EQUIPMENT

	MAIN DRAIN GRATING ONLY (MD)
	FLOOR INLET (FI)
	VACUUM FITTING (V)
	UNDER WATER LIGHT (L)

PLANT ROOM EQUIPMENT

	SAND MEDIA FILTER (F)
	RE - CIRCULATING PUMP (PI)
	CHEMICAL DOSING PUMP (CDP)
	CONTROL PANEL (CP)

PIPE SCHEDULE

	RETURN INLET PIPE LINE
	SUCTION DRAIN PIPE LINE
	VACUUM PIPE LINE
	OVERFLOW PIPE LINE
	FILTER BACKWASH PIPE LINE

Project
15172 - SPY

Client
MANGALURU SMART CITY LTD.

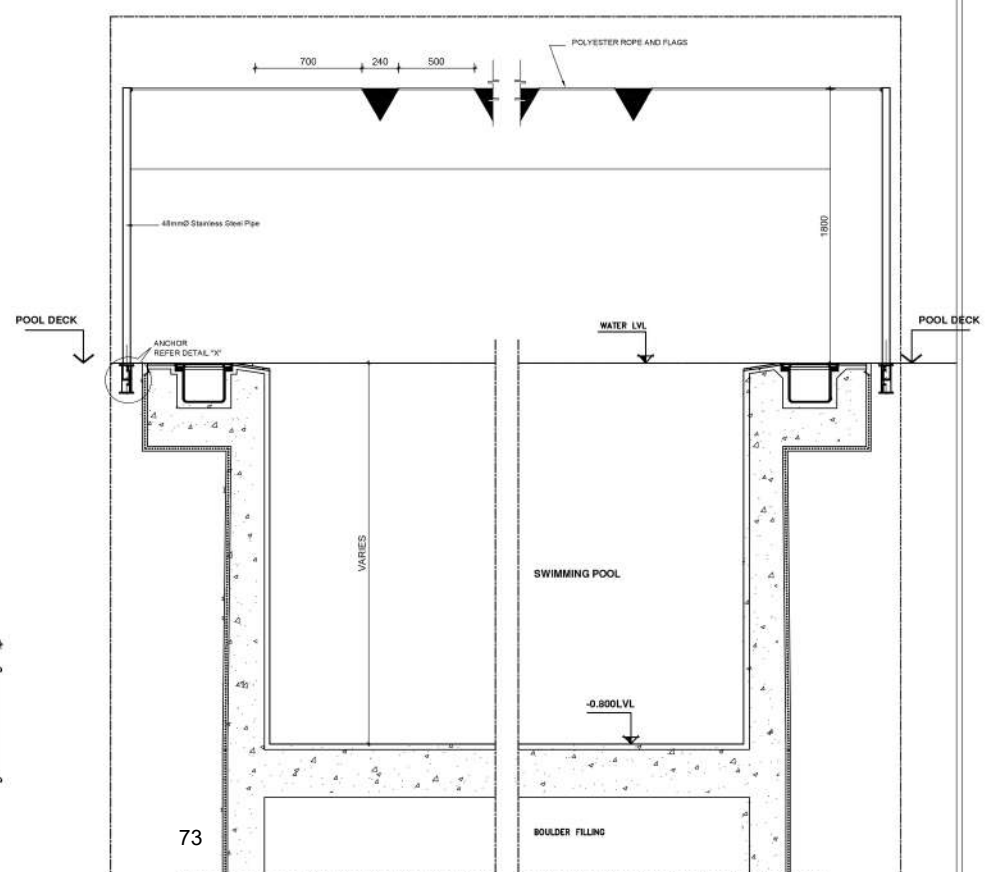
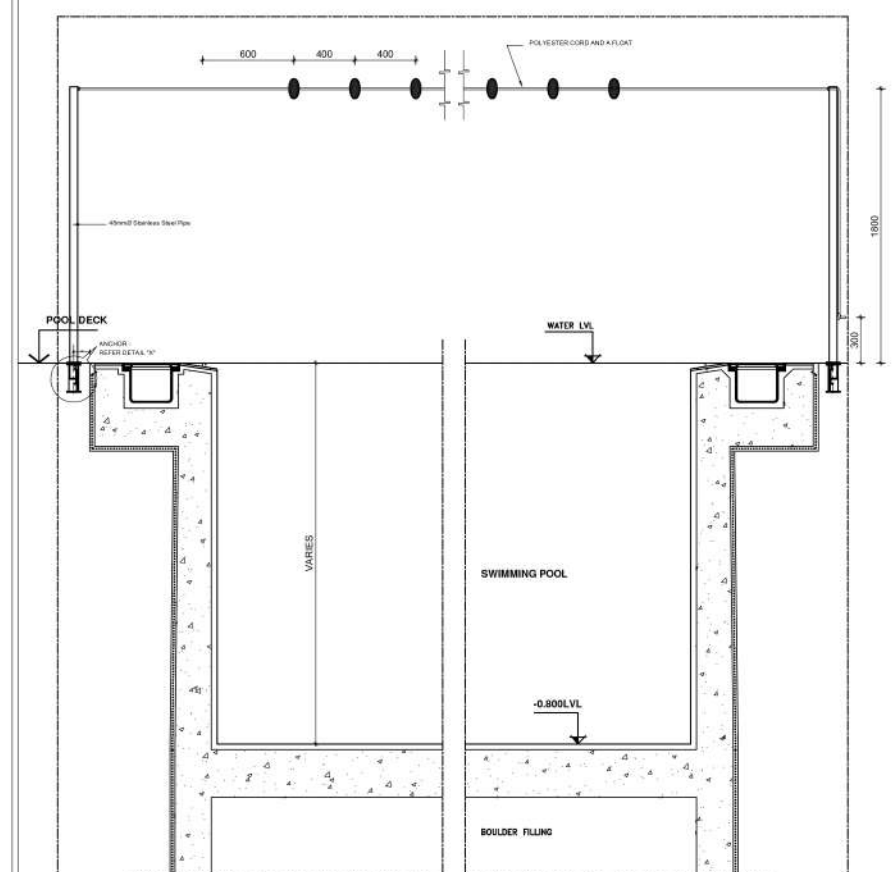
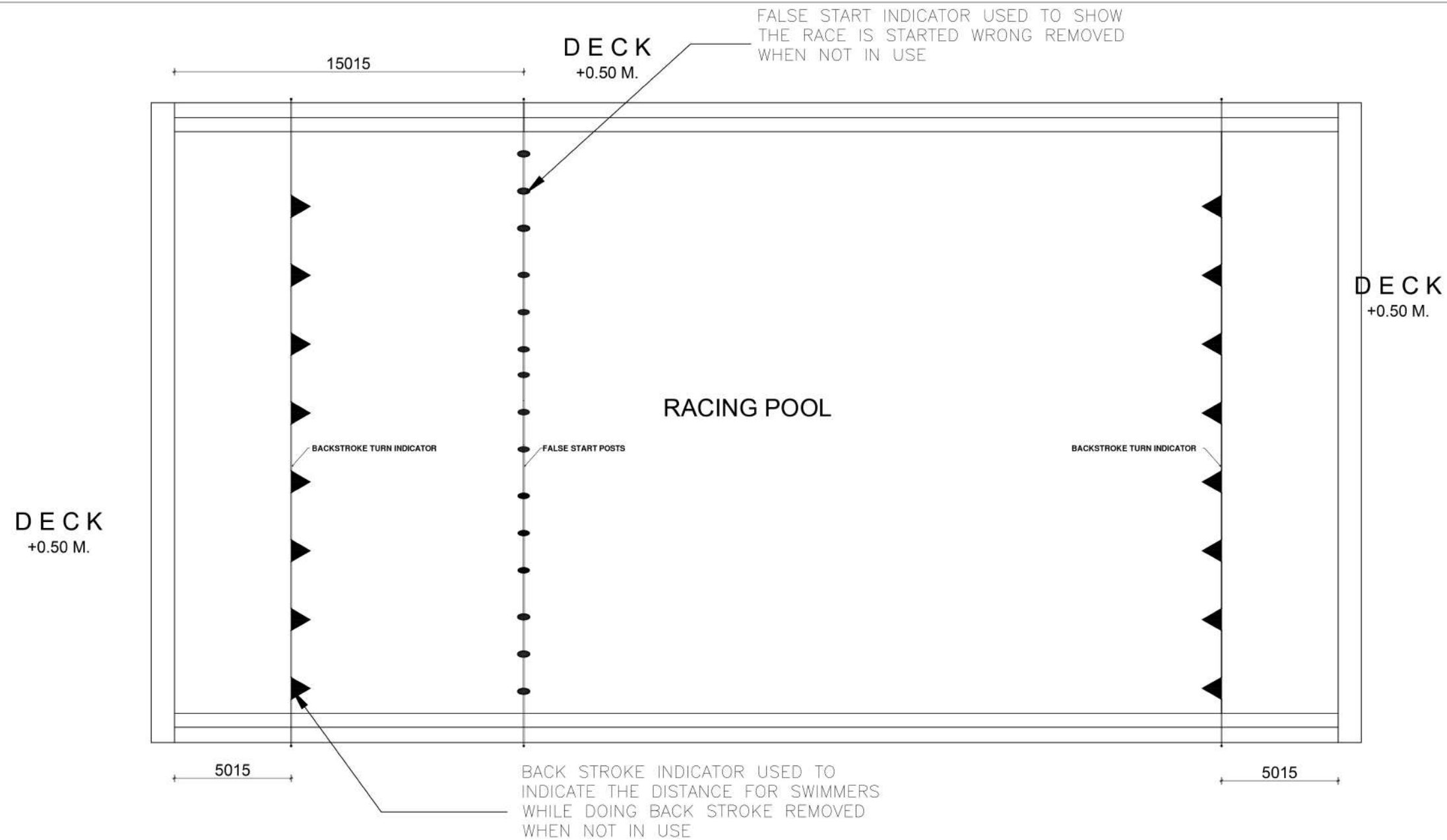
Project
PROPOSED SWIMMING POOL COMPLEX AT YEMMEKERE, MANGALORE

Drawing Title
SWIMMING POOL DETAIL PLUMBING LAYOUT

Scale	Page

Drawn	Checked	Reviewed	Date

Drawing Number
15172-SPY-S-1002



NOTES

THIS DRAWING IS THE EXCLUSIVE PROPERTY OF 2PKM ARCHITECTS, 3-4-449 O LOBO COMPOUND, KADRI KAMBLA CROSS NEW ROAD, MANGALORE 575004 AND SHALL NOT BE REPRODUCED OR USED ON THE SITE OTHER THAN THE ONE SPECIFIED FOR WITHOUT PRIOR PERMISSION AND MUST NOT BE RETAINED, COPIED, USED WITHOUT AUTHORITY.

DO NOT SCALE THE DRAWING. FOLLOW ONLY WRITTEN DIMENSIONS.

DISCREPANCY OF ANY NATURE SHALL BE BROUGHT TO THE ARCHITECT'S NOTICE AND WORKS HAVE TO BE EXECUTED ONLY AFTER NECESSARY CLARIFICATIONS HAVE BEEN MADE BY THE ARCHITECTS OR BY ENGINEERS APPROVED FOR SUCH SPECIFIC TASKS BY THE ARCHITECTS.

THIS DRAWING SHOULD BE READ IN CONJUNCTION WITH OTHER RELEVANT ARCHITECTURAL, STRUCTURAL, MECHANICAL AND ELECTRICAL DRAWINGS AND ALL RELEVANT SECTIONS OF THE SPECIFICATION.

ALL DIMENSIONS ARE IN METRES, UNLESS OTHERWISE MENTIONED. ALL LEVEL NOTATIONS AND DIMENSIONS IN METRES, UNLESS OTHERWISE MENTIONED.

INFORMATION

ISSUE	REV	DESCRIPTION	DATE

ISSUE	REV	DESCRIPTION	DATE

Architects

2PKM ARCHITECT
 3 - 4 - 449 O LOBO COMPOUND
 KADRI KAMBLA CROSS NEW ROAD
 MANGALORE 575004 INDIA
 2pkm.architects@gmail.com +91 824 4279154, 916401960

Project **15172 - SPY**

Client **MANGALURU SMART CITY LTD**

Project **PROPOSED SWIMMING POOL COMPLEX AT YEMMEKERE, MANGALOR**

Drawing Title **SWIMMING POOL FALSE START AND BACK STROKE INDICATOR**

Scale	Page 29		
Drawn	Checked	Reviewed	Date 15.12.20
Drawing Number 15172-SPY-S-1003	North		

NOTES

THIS DRAWING IS THE EXCLUSIVE PROPERTY OF 2PKM ARCHITECTS, 3-4-449, O LOBO COMPOUND, KADRI KAMBLA CROSS NEW ROAD, MANGALORE 575004 AND SHALL NOT BE REPRODUCED OR USED ON THE SITE OTHER THAN THE ONE SPECIFIED FOR WITHOUT PRIOR PERMISSION AND MUST NOT BE RETAINED, COPIED, USED WITHOUT AUTHORITY.

DO NOT SCALE THE DRAWING. FOLLOW ONLY WRITTEN DIMENSIONS.


DISCREPANCY OF ANY NATURE SHALL BE BROUGHT TO THE ARCHITECTS' NOTICE AND WORKS HAVE TO BE EXECUTED ONLY AFTER NECESSARY CLARIFICATIONS HAVE BEEN MADE BY THE ARCHITECTS OR BY ENGINEERS APPROVED FOR SUCH SPECIFIC TASKS BY THE ARCHITECTS.

THIS DRAWING SHOULD BE READ IN CONJUNCTION WITH OTHER RELEVANT ARCHITECTURAL, STRUCTURAL, MECHANICAL AND ELECTRICAL DRAWINGS AND ALL RELEVANT SECTIONS OF THE SPECIFICATION.

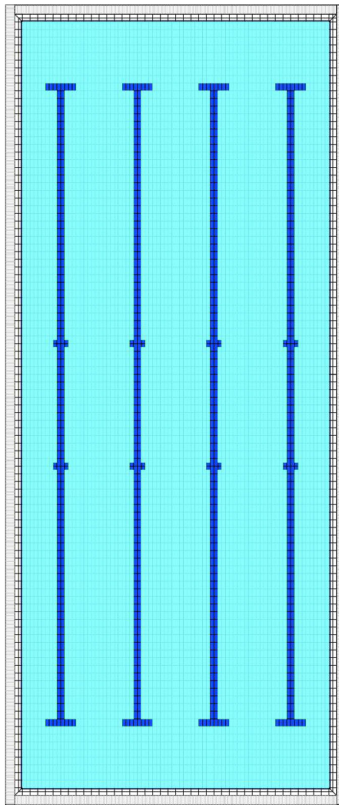
ALL DIMENSIONS ARE IN METRES, UNLESS OTHERWISE MENTIONED. ALL LEVEL NOTATIONS AND DIMENSIONS IN METRES, UNLESS OTHERWISE MENTIONED.

INFORMATION


KIDS POOL - 6M x 13.8M



PRACTICE POOL - 10M x 25M



RACING POOL - 50M x 25M




KIDS POOL

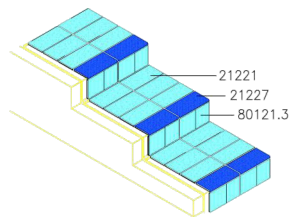
Pool Floor

-  Serapool Porcelain Tile - Light Blue (12,5x25) (Code:80121.3)
-  Serapool Porcelain Tile - White (12,5x25) (Code:80123)
-  Serapool Porcelain Tile - Yellow (12,5x25) (Code:80126)
-  Serapool Porcelain Tile - Red (12,5x25) (Code:80125)

Pool Wall

-  Serapool Porcelain Tile - Light Blue (12,5x25) (Code:80121.3)

KIDS POOL STEP





PRACTICE POOL

Pool Floor

-  Serapool Porcelain Tile - Light Blue (12,5x25) (Code:80121.3)
-  Serapool Porcelain Tile - Cobalt Blue (12,5x25) (Code:80127)

Pool Wall


-  Serapool Porcelain Tile - Light Blue (12,5x25) (Code:80121.3)
-  Serapool Porcelain Tile - Cobalt Blue (12,5x25) (Code:80127)

RACING POOL

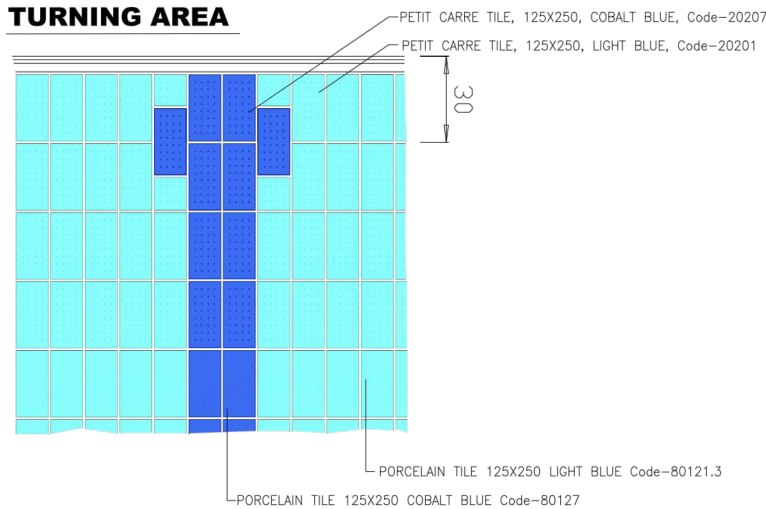
Pool Floor

-  Serapool Porcelain Tile - Light Blue (12,5x25) (Code:80121.3)
-  Serapool Porcelain Tile - Cobalt Blue (12,5x25) (Code:80127)

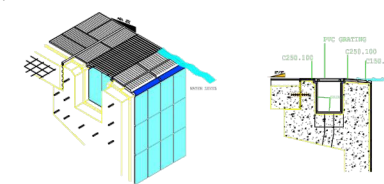
Pool Wall

-  Serapool Porcelain Tile - Light Blue (12,5x25) (Code:80121.3)
-  Serapool Porcelain Tile - Cobalt Blue (12,5x25) (Code:80127)

TURNING AREA



POOL NOSING DETAIL



SCALE NTS	DATE 22/12/2018
DESIGN: 01	N. DIS. 01
UPDATED ON 23/12/2018	VERSION N. NIL
TABLE N. 01	COD.PROJECT 0021

ISSUE	REV	DESCRIPTION	DATE

Architects

2 P K M ARCHITECTS
 3 - 4 - 4 4 9 O LOBO COMPOUND
 KADRI KAMBLA CROSS NEW ROAD
 MANGALORE 575004 INDIA
 2pkm.architects@gmail.com +91 824 4279154, 9164019600

Project
15172 - SPY

Client
MANGALURU SMART CITY LTD.

Project
PROPOSED SWIMMING POOL COMPLEX AT YEMMEKERE, MANGALORE

Drawing Title
POOL TILE LAYOUT

Scale	Page		
Drawn	Checked	Reviewed	Date

Drawing Number
15172-SPY-S-1004

Drawing Reference
15172-SPY/S-1004.Dwg

North